

PursueGODkids.org

Lesson Overview

In today's lesson, we're learning about communion. Communion is a very important tradition for Christians. Jesus introduced this idea to the disciples right before he went to the cross. They were all sitting down for a meal when Jesus told them a story. He used food and drink from the table to teach the lesson. Jesus picked up some bread and broke it into smaller pieces and said, "This is my body that will be broken for you." Then he picked up the drink and said, "This is my blood that will be spilled for you." Now, the disciples were confused. Why was Jesus talking about being broken and his blood being spilled? They were just enjoying a meal together. But Jesus was warning them about what was to come. Jesus was going to be arrested, put in jail, beaten and put on a cross to die. Jesus wanted the disciples to understand why that was happening. It had to happen so Jesus could pay for our sins. He was choosing to do this for our sake. Communion simply represents what Jesus did for us. So, at church, we use bread or crackers to remind us that his body was broken for us and we drink juice to remember that his blood paid for our sins. We do this to remember his sacrifice for us!

Big Idea

Communion reminds us of what Jesus did for us

Key Question

What does communion symbolize?

Memory Verse

Luke 22:19b "This is my body, which is given for you. Do this in remembrance of me."

Classroom Agenda

1. (5 min) **Let kids start working on Activity Page #1.**
2. (5 min) **WARM UP: Share some of your favorite family traditions. Do your friends think some of them are weird?** (Tip: Every family has unique traditions that others might think are strange! Christians have a tradition that might seem strange until you understand what it means.)
3. (5 min) **PREVIEW: Write out the Big Idea, Memory Verse, and Key Question on a whiteboard.** Have the kids copy it down on Activity Page #1 (if applicable).
4. (20 min) **LARGE GROUP: Gather for songs and videos with other kids.** Then return to class to finish this guide.
5. (2 min) **RECAP: Read the Lesson Overview (see above).**
6. (3 min) **KQ: Answer the Key Question.** (Answer: **Jesus suffered and died to pay for our sins.** (The Bible tells us the terrible story of when Jesus was arrested by the Roman soldiers. He was mistreated, punched, spit at and a crown of pointy thorns was pushed into his head. Then, he was nailed to a cross to die. But Jesus did it to save US! He endured all of that pain for us-to pay for our sins. Communion reminds us of his sacrifice!))
 - **Bonus Questions:** What does Communion symbolize? Why did Jesus endure this pain for us? **4-5th** Why is it important for Christians to remember the sacrifice of Jesus?
7. (5 min) **EXPLORE: Read John 3:16-17. Why did Jesus come? What does it mean that we can have eternal life?** (Answer: Jesus came to fix our sin problem. Our sin breaks our relationship with God. Jesus came to pay for our sins so our relationship could be fixed. And, when we trust in Jesus, we get to live in heaven with him!)
8. (10 min) **PLAY: Choose a group activity from Activity Page #2.**
9. (5 min) **CLOSE: Share prayer requests and pray as a class.** Encourage kids to use the Family Guide at home with their parents - and remind them to go online to pursueGODkids.org to find this week's lesson video.

Teacher instructions: Choose an activity for your classroom.

OPTION 1: STORY REVIEW MATCHING GAME

Instructions:

- Divide the class into teams of 4. Give each group a set of Matching words (page 5-6). Have them place the cards face down on the floor or table.
- Then, have them play a game of concentration where one kid starts by turning over two cards. If a match, they get to keep those cards and go again. If not a match, the kid to their right gets a turn. Continue playing until all the matches are found. Kid with the most cards at the end, wins.

Supplies needed: Matching words (pg. 5-6, pre cut, 1 set per group)

OPTION 2: COMMUNION CRAFT

Instructions:

- Give each kid a Communion template (page 7) and a piece of construction paper. Have them cut out each item and then have them trace the circle and cup onto the construction paper. Have them cut them out. Give the kids some craft jewels and crayons and allow them to decorate their cup. Have them write the memory verse on the circle and draw a cross on the circle.
- Then, give each kid a piece of yarn and have them tape one end to the back of the circle and then have them tape the yarn to the back of the cup.
- As they work, read the story from Luke 22:14-20. Remind the kids that Communion is a symbol of what Jesus did for us. The bread (cracker) represents his body that was broken for us and the juice represents his blood that was spilled when he died to pay for our sins.

Supplies needed: Communion template (pg. 7, pre cut, 1 set per kid), Construction paper, Pencils, Scissors, Craft jewels, Yarn (cut into 10 in pieces, 1 per kid), Crayons, Tape

Q8

BIBLE BASICS

What Is Communion?

PursueGODkids.org

Communion is a special thing Christians do to remember what Jesus did for them on the cross.

Key Points:

- Communion is when Christians eat _____ and drink _____ at church.
- Jesus invented _____ all the way back in the New Testament.
- In communion, the bread stands for Jesus' _____ and the drink stands for his _____.
- Communion helps us remember that Jesus is the _____ of it all.


Memory Verse:

| Luke 22:19b This is my body, which is given for you. Do this in remembrance of me.

Talk About It

1. *What's your favorite part of the video? What's one thing you learned from it?*
2. *Share some of your favorite family traditions. Do your friends think some of them are weird?*
3. *What do people do when they take communion? What does each item represent?*
4. *Why does Jesus want us to take communion?*
5. *Read John 3:16-17. Why did Jesus come? What does it mean that we can have eternal life?*
6. *How will you apply this lesson to your life this week?*

Instructions: Color the picture and solve the puzzle.



Big Idea

Key Question

Memory Verse

*Luke 22:19b "This is my _____,
which is _____ for you. Do this
in remembrance of _____."*

NAME THREE OF YOUR FAMILY TRADITIONS


1.

2.


3.




JESUS




JESUS



COMMUNION





COMMUNION





SIN

SIN



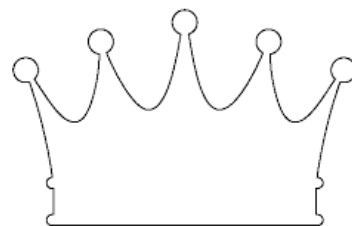
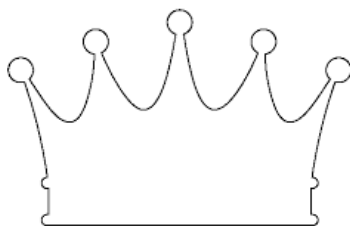
FORGIVE

FORGIVE



HEAVEN

HEAVEN





What is Communion?

PursueGODkids.org

