

Q1

BIBLE STORYLINE

How God Created Everything

4th-5th

PursueGODkids.org

Lesson Overview

In today's lesson, we're going to learn about how everything was created in just six days! Have you ever thought about where the stars came from or how the oceans were formed? Have you ever wondered how giraffes got those long necks or how flowers smell so good? It's because God created them to be that way. In the very first book of the Bible, Genesis, we read all about how God created everything. God is so powerful and awesome that he didn't have to spend years creating and perfecting what he made. All he did was say, "Let there be light!" and there was light. Or, "Let there be plants and trees" and instantly trees and plants were everywhere! And, on the last day he made his most special creation- people! He took extra special care in creating us. The Bible says that he created us in his image, meaning we were made to have relationship with him. He wanted to have a friendship with us that he couldn't have with animals or plants. That's why we are God's most special creations!

Big Idea

The best thing God made was you and me.

Key Question

Why are we so special to God?

Memory Verse

Genesis 1:27 "So God created human beings in his own image."

Classroom Agenda

1. (5 min) **PLAY: Let kids start working on Activity Page #1.**
2. (5 min) **WARM UP: If you had all the legos (or play-dough) you could ever want, what would you create?** (Tip: If you had all the legos in the world, you could build a huge city or an airport. You could create lots of cool things. God is the most creative, though, because he created EVERYTHING!)
3. (5 min) **PREVIEW: Write out the Big Idea, Memory Verse, and Key Question on a whiteboard.** Have the kids copy it down on Activity Page #1 (if applicable).
4. (20 min) **LARGE GROUP: Gather for songs and videos with other kids.** Then return to class to finish this guide.
5. (2 min) **RECAP: Read the Lesson Overview (see above).**
6. (3 min) **KQ: Answer the Key Question.** (Answer: **Because he made us to be in relationship with him.** (God loves everything he created but he can't have a conversation with a dog or a plant, right? But, when he created us, he made us in such a way so that we could have a friendship with him. The Bible says that we're made in his image, meaning he gave us similar traits to him so that we could relate to God in a meaningful way.)
 - **Bonus Questions:** Why are we so special to God? Why do you think God wants a relationship with us? **4-5th:** What are some of your unique traits that make you different than your siblings or friends?
7. (5 min) **EXPLORE: Read Psalm 148:1-5. Who should praise God? Why is God worthy of our praise and respect?** (Answer: All of creation should praise God because he made everything! Every flower owes its beauty to God. The waves of the ocean get their power from God. And, the fastest animal gets its speed from God. Every trait that we have that makes us special comes from God, too. He deserves our honor and love because he is a big God who created lots of awesome things.)
8. (10 min) **PLAY: Choose a group activity from Activity Page #2.**
9. (5 min) **CLOSE: Share prayer requests and pray as a class.** Encourage kids to use the Family Guide at home with their parents - and remind them to go online to pursueGOD.org/kids to find this week's lesson video.

Teacher instructions: Choose an activity for your classroom.

OPTION 1: WHAT'S THE RIGHT ORDER?

Instructions:

- Before class, cut up the Creation Days template (page 5) and place in a bowl or basket.
- Have kids take turns coming up to pull a card from the bowl. Tape each card on the whiteboard as you go.
- Once all the cards are on the board, read through the creation story from Genesis 1 and work as a class to get the cards in the right order as to how they were created.

Supplies needed: Creation Days template (pg. 5, pre cut, 1 set per class), Bowl/Basket, Tape

OPTION 2: THE STORY OF CREATION CRAFT

Instructions:

- Give each kid a Days of Creation template (page 6).
- Give each kid a paper plate.
- Have them color the picture of each day as well as the title "Days of creation". Then, have them cut out each item. Have them glue the title at the top of the plate and then have them glue each day in the correct order around the plate (like a clock face).
- As the kids work, read the creation story from Genesis 1.

Supplies needed: Days of Creation template (pg. 6, 1 set per kid), Paper plates (1 per kid), Scissors, Crayons, Glue

Q1

BIBLE STORYLINE

How God Created Everything

PursueGODkids.org

A very long time ago God decided to make the whole world and everything in it. And he didn't have to lift a finger.

Key Points:

- God only had to _____ and the whole world was created. Genesis 1:3
- God took _____ to make everything. Genesis 1:31
- The best thing God made was _____, Genesis 1:27

Memory Verse:

| Genesis 1:27 So God created human beings in his own image.

Talk About It

1. *What's your favorite part of the video? What's one thing you learned from it?*
2. *If you had all the legos (or play-dough) you could ever want, what would you create?*
3. *How many days did it take for God to create everything?*
4. *Who are God's most special creation?*
5. *Read Psalm 148:1-5. Who should praise God? Why is God worthy of our praise and respect?*
6. *How will you apply this lesson to your life this week?*

Instructions: Solve the puzzle and color the picture.

Creation

d	l	y	e	t	x	e
a	v	a	h	d	n	a
r	m	g	m	i	k	r
k	i	s	g	i	a	t
l	e	h	d	p	n	h
a	t	f	o	i	g	a
b	q	b	G	d	a	y

animal

earth

dark

light

day

God

sea


night






Big Idea

Key Question

Memory Verse

Genesis 1:____ "So _____
created _____ beings in his
own _____."



<p>DAY</p> <p>NIGHT</p>	 <p>SKY AND WATER SEPARATE</p>
	
	<p>ADAM and EVE</p> <p>In the Garden of Eden - Genesis 2</p> 

DAYS OF CREATION

