

PursueGODkids.org

Lesson Overview

In today's lesson, we're going to learn about Jesus and his family. Jesus had parents, brothers and maybe even sisters. His family life was probably a lot like ours. He had chores, was expected to eat all of his dinner and make his bed. But, as Jesus grew up and started his ministry, he talked about his family in a different way. In fact, there is a story in the Bible where Jesus is teaching to a crowd and his Mom and brothers showed up and asked to talk to him. Jesus' response might surprise you. Instead of saying, "Great! I'll be right there." Jesus made a point to say that anyone who believed in him was a brother or sister. Now, I'm sure that was confusing to the crowd and maybe even to his family but Jesus was making a point. Jesus came to save us all from sin and death. So, Jesus was more interested in growing his family rather than just limiting it to the people born to his parents. That's good news for us! We can be a part of God's family, too. All we have to do is put our trust in Jesus and we're in!

Big Idea

We can all be a part of God's family

Key Question

What do we have to do to be a part of God's family?

Memory Verse

Mark 3:35 "Anyone who does God's will is my brother and sister and mother."

Classroom Agenda

1. (5 min) **Let kids start working on Activity Page #1.**
2. (5 min) **WARM UP: Describe your family (siblings and their ages, parents, grandparents, cousins, etc.)** (Tip: Your family might be really big or really small. Jesus has a huge family!)
3. (5 min) **PREVIEW: Write out the Big Idea, Memory Verse, and Key Question on a whiteboard.** Have the kids copy it down on Activity Page #1 (if applicable).
4. (20 min) **LARGE GROUP: Gather for songs and videos with other kids.** Then return to class to finish this guide.
5. (2 min) **RECAP: Read the Lesson Overview (see above).**
6. (3 min) **KQ: Answer the Key Question.** (Answer: **Put our trust in Jesus.** (If we want to be in God's family, we have to put our trust in Jesus. Remember, he died to pay for our sin problem that kept us from having a relationship with God. But, because of Jesus, our sins are forgiven. All we have to do is put our trust in Jesus. When we do that, we're in God's family forever!))
 - **Bonus Questions:** Who died for our sins? Why is our sin a problem? **4-5th** In heaven, we'll get to meet all of God's family. What do you think that will be like?
7. (5 min) **EXPLORE: Read Ephesians 1:4-5. How does God bring us into his family? What do we have to do to be a part of God's family?** (Answer: When we trust in Jesus, we are adopted into God's family. That means we get to have a relationship with the God of the whole universe! We can talk to him like we would talk to our parents. He will protect us, love us and provide for us.)
8. (10 min) **PLAY: Choose a group activity from Activity Page #2.**
9. (5 min) **CLOSE: Share prayer requests and pray as a class.** Encourage kids to use the Family Guide at home with their parents - and remind them to go online to pursueGODkids.org to find this week's lesson video.

Teacher instructions: Choose an activity for your classroom.

OPTION 1: LESSON REVIEW MATCHING GAME

Instructions:

- Divide the class into groups of 4. Give each group a set of Matching Cards (page 5-6). Have kids place them face down on the floor or table.
- Have the kids play a game of Concentration where one kid starts by flipping over two cards. If a match, they get to keep them and go again. If not a match, the kid on the right gets a chance. Play until all the matches are found. Kid with the most cards at the end, wins.

Supplies needed: Matching Cards (pg. 5-6, pre cut, 1 set per group)

OPTION 2: FAMILY TREE CRAFT

Instructions:

- Give each kid a Tree template (page 7). Have them cut out each item. Give them a half sheet of construction paper.
- Have the kids glue the tree onto the paper. Then, have the kids write the names of the people in their family on the leaves. Then, have them glue the leaves onto their tree.
- Have them color the tree trunk brown and the leaves in differing colors.
- As they work, read the story of Jesus and his real family from Mark 3:31-35. Remind the kids that Jesus said that anyone who trusts in him can be in God's family.

Supplies needed: Tree template (pg. 7, 1 set per kid), Scissors, Half sheets of construction paper (1 per kid), Glue, Pencils/Pens, Crayons

02

LIFE OF JESUS

The Real Family of Jesus

PursueGODkids.org

Jesus had brothers and maybe even sisters. But his real family is bigger than you can imagine.

Key Points:

- Jesus had little _____, and maybe even _____.
- One day, Jesus's _____ came to see him at work. Mark 3:31-32
- Jesus taught that his real family is anyone who _____. Mark 3:35
- The more we _____, the more we feel like Jesus's family.


Memory Verse:

Mark 3:35 Anyone who does God's will is my brother and sister and mother.

Talk About It

1. *What's your favorite part of the video? What's one thing you learned from it?*
2. *Describe your family (how many siblings and their ages, parents, grandparents, cousins, etc.)*
3. *Did Jesus have siblings? In your opinion, how many do you think he had?*
4. *Who did Jesus say was his real family?*
5. *Read Ephesians 1:4-5. How does God bring us into his family? What do we have to do to be a part of God's family?*
6. *How will you apply this lesson to your life this week?*

Instructions: Color the picture and solve the puzzle.




Big Idea

Key Question

Memory Verse

Mark 3:____ "Anyone who does _____ will is my brother and sister and mother."







JESUS



JESUS



FAMILY



FAMILY





TRUST

TRUST



GOD

GOD

Q2

LIFE OF JESUS

The Real Family of Jesus

2nd-3rd

