

[PursueGODkids.org](http://PursueGODkids.org)

## Lesson Overview

In today's lesson, we're going to learn about Moses. He is one of the most famous guys in the Bible. Moses was born during a scary time in history. He was born when the Israelites were slaves in Egypt. They had no freedom and they were mistreated by the king of Egypt, Pharaoh. In fact, Pharaoh was so mean, he ordered every Israelite baby boy to be thrown in the river! You know why he said that? Because he was afraid that the Israelites would become a strong group that could overpower him and end his rule. So, Pharaoh thought the best way to avoid this from happening was to kill all the boys being born. So, when Moses was born, his mom tried to hide him so he wouldn't be killed. But, she couldn't hide him for long so she decided to place him in a basket along the river in hopes of keeping him safe. Pharaoh's daughter happened to be in the river one day and discovered this baby in a basket. She rescued Moses and had an Israelite woman take care of him while he was still a baby. That woman ends up being Moses' mom! This is a crazy story but there is a lesson in it. God had a plan for Moses even though it made no sense to his mom. We need to trust God, too, and know he always has a plan.

### Big Idea

*God always has a plan.*

### Key Question

*How can we know God's plan?*

### Memory Verse

*Jeremiah 29:11 "For I know the plans I have for you. They are plans for good and not for disaster, to give you a future and a hope."*

### Classroom Agenda

1. (5 min) **Let kids start working on Activity Page #1.**
2. (5 min) **WARM UP: What did you look like as a baby? Were you a happy baby or did you cry a lot?** (Tip: Perhaps you were really small or super chubby. Maybe you smiled a lot or you cried all the time.)
3. (5 min) **PREVIEW: Write out the Big Idea, Memory Verse, and Key Question on a whiteboard.** Have the kids copy it down on Activity Page #1 (if applicable).
4. (20 min) **LARGE GROUP: Gather for songs and videos with other kids.** Then return to class to finish this guide.
5. (2 min) **RECAP: Read the Lesson Overview (see above).**
6. (3 min) **KQ: Answer the Key Question.** (Answer: **By trusting and obeying him.** (It's pretty cool to realize that God always has a plan, even when it seems like everything is terrible. God is big and he is strong. Nothing takes him by surprise. So, we need to trust that God has everything under control and that he'll help us to get through any situation. And, when we obey him by doing what the Bible says, we'll know which path we should take.)
  - **Bonus Questions:** How can we know God's plan? What book helps us to know which path to take? **4-5th** What do you hope God's plan is for your life? What should you do when you're faced with a challenge?
7. (5 min) **EXPLORE: Read Psalm 139:13-16. What does this passage say about God and us? What does it say about what God knows about our lives?** (Answer: This passage tells us that God created each one of us in a unique and special way. And, God created each of us with a specific plan in mind. In fact, he knows how our life will go! All we have to do is follow the plan. God is awesome!)
8. (10 min) **PLAY: Choose a group activity from Activity Page #2.**
9. (5 min) **CLOSE: Share prayer requests and pray as a class.** Encourage kids to use the Family Guide at home with their parents - and remind them to go online to [pursueGODkids.org](http://pursueGODkids.org) to find this week's lesson video.

**Teacher instructions:** Choose an activity for your classroom.

## OPTION 1: KING OF THE HILL LESSON REVIEW GAME

### Instructions:

- Before playing, tape a square on the floor. Choose one kid to start as the King by having them stand in the square. Then, have the rest of the kids line up single file facing the king.
- Have the king and the first kid in line compete in a face off. Ask a question from below. First to raise their hand gets a chance to answer. If king is correct, they get to stay in the square. If the kid in line wins, they become king and the other kid goes to the end of the line.

### Questions:

1. What was the Big Idea today? (see board)
2. Who was the king of Egypt? (Pharaoh)
3. What did Pharaoh say to do with baby boys? (throw in river)
4. From what book is our memory verse found? (see board)
5. Who was our story about today? (Moses)
6. Who found Moses in the river? (Pharaoh's daughter)
7. T or F: God always has a plan. (T)
8. Who died on the cross for our sins? (Jesus)
9. Who got to take care of Moses when he was a baby? (Moses' mom)
10. What book is full of God's truth? (Bible)

**Supplies needed:** Tape

## OPTION 2: BABY MOSES CRAFT

### Instructions:

- Give each kid a half of a paper plate and a Moses template (page 5).
- Give the kids some pieces of green construction paper.
- Have kids color the bottom part of the plate blue for the river and brown for the rest to look like the basket. Then have them cut up pieces of the green construction paper to look like grass that they will glue onto the plate.
- Then, have them color Moses' face and have them glue the face to the top back side of the plate to make it look like Moses is in the basket. Have them glue the Big Idea/verse somewhere on their plate.
- As they work, read the story of baby Moses from Exodus 1:22-2:1-10. Remind the kids that it seemed like Moses' life was in big trouble but God saved him because God had a plan. He has a plan for our lives, too.

**Supplies needed:** Paper plates (cut in half, 1 per kid), Moses template (pg. 5, pre cut, 1 set per kid), Green construction paper, Crayons, Scissors, Glue

Q3

BIBLE STORYLINE

# The Birth of Moses

[PursueGODkids.org](http://PursueGODkids.org)

Moses was one of the most famous people in the whole Bible, and here's how it all started.

## Key Points:

- Pharaoh ordered all Israelite baby boys to be \_\_\_\_\_ . Exodus 1:10
- Moses' mom put him in a \_\_\_\_\_ on the river. Exodus 2:3
- \_\_\_\_\_ daughter found baby Moses! Exodus 2:5-6
- God had a \_\_\_\_\_ even though nobody realized it. Jeremiah 29:11

## Memory Verse:

Jeremiah 29:11 For I know the plans I have for you. They are plans for good and not for disaster, to give you a future and a hope.

## Talk About It

1. *What's your favorite part of the video? What's one thing you learned from it?*
2. *What did you look like as a baby? Were you a happy baby or did you cry a lot?*
3. *What did Pharaoh order the people to do with all Jewish baby boys?*
4. *Who found Moses in the basket on the river? What did she do?*
5. *Read Psalm 139:13-16. What does this passage say about God and us? What does it say about what God knows about our lives?*
6. *How will you apply this lesson to your life this week?*

**Instructions:** Color the picture.

GOD  
ALWAYS HAS  
A PLAN

**Key Question**

*How can we know God's plan?*

**Memory Verse**


*Jeremiah 29:11 "For I know the plans I have for you. They are plans for good and not for disaster, to give you a future and a hope."*



ColoringPage4Kids.net


# The Birth of Moses

[PursueGODkids.org](http://PursueGODkids.org)




GOD ALWAYS HAS A PLAN!

**Jeremiah 29:11** "For I know the plans I have for you. They are plans for good and not for disaster, to give you a future and a hope."



GOD ALWAYS HAS A PLAN!

**Jeremiah 29:11** "For I know the plans I have for you. They are plans for good and not for disaster, to give you a future and a hope."



GOD ALWAYS HAS A PLAN!

**Jeremiah 29:11** "For I know the plans I have for you. They are plans for good and not for disaster, to give you a future and a hope."