

PursueGODkids.org

Lesson Overview

In today's lesson, we're learning about why love is so important. We might think love is just for Valentine's Day but love is for every day. That's why it's important to understand what love is all about so we can do it really well. There are three things to know about love. The first is that love isn't selfish. That means we put others before ourselves and treat people the way we want to be treated. Second, love doesn't get mad and irritated. When someone frustrates us, we should be patient and talk calmly instead of yelling and screaming. Third, love doesn't keep score. That means we choose to forgive instead of reminding someone of every mistake they've ever made. So, think about the people you love. Are you selfish with them and demand your way? Do you get mad at your sibling and yell at them a lot? Do you hold grudges? If you answered yes to those questions, then you haven't been loving people very well. But, here's the good news. Jesus is the best model of love for us and he'll help us to love better. Jesus came to forgive our sins by dying for us. Talk about selfless love, right?! Let's learn to be better at loving others by remembering how Jesus has loved us.

Big Idea

Jesus is the perfect model of how to love.

Key Question

Why is love so important?

Memory Verse

Proverbs 10:12 "Hatred stirs up quarrels, but love makes up for all offenses."

Classroom Agenda

1. (5 min) **Let kids start working on Activity Page #1.**
 2. (5 min) **WARM UP: Who are the people you love most in your life? How do you treat them?** (Tip: We should be kind and caring to the people we love. Jesus is the best example of love for us)
 3. (5 min) **PREVIEW: Write out the Big Idea, Memory Verse, and Key Question on a whiteboard.** Have the kids copy it down on Activity Page #1 (if applicable).
 4. (20 min) **LARGE GROUP: Gather for songs and videos with other kids.** Then return to class to finish this guide.
 5. (2 min) **RECAP: Read the Lesson Overview (see above).**
 6. (3 min) **KQ: Answer the Key Question.** (Answer: **Love brings people together.** (Love means we're kind, caring and compassionate towards others. The opposite of love is hate and hate is all about wishing the worst for others and not caring about others at all. Hate tears people apart but love brings people together. Jesus is the perfect example of that because he came to die to pay for our sins that had broken our relationship with God. He brought us back into relationship with God.)
 - **Bonus Questions:** Describe what it means to be loving. What is the opposite of love? What did Jesus do for us? **4-5th** Give some examples of hateful things kids do to each other? Why are those things so bad?
 7. (5 min) **EXPLORE: Read John 3:16. How did God prove his love to us? How can you be better at showing love to others?** (Answer: God sent Jesus to die to pay for our sins. He did it because he loves us. Jesus showed selfless love in giving his life for ours. He chose to be kind and forgiving. We should love this way, too.)
 8. (10 min) **PLAY: Choose a group activity from Activity Page #2.**
- (5 min) **CLOSE: Share prayer requests and pray as a class.** Encourage kids to use the Family Guide at home with their parents - and remind them to go online to pursueGODkids.org to find this week's lesson video.

Teacher instructions: Choose an activity for your classroom.

OPTION 1: SHOW LOVE RELAY RACE

Instructions:

- Before playing, tape two lines at each end of the room across from each other. Place a set of the following items at one end of the room by each piece of tape.
 - Hat, Sunglasses, Adult t-shirt, Adult slippers
- Divide the class into two teams. Have each team line up behind a line. When you say "Go!", have the first kid in line put on the items with the help of the other members. Then, have them run to the other end of the room to touch the tape and then back. Then, have the next kid in line put on the items. Continue until every kid had a turn. Team to finish first, wins. Remind the kids that working together and helping each other will help them to go faster.

Supplies needed: Tape, Items from above (2 sets)

OPTION 2: HOW TO LOVE HEART CRAFT

Instructions:

- Give each kid a Heart template (page 5).
- Have them cut out each item. Have them color the heart red and the cross yellow. Then, have them glue the cross into the center of the heart. Have them glue the phrases onto the heart.
- As they work, remind the kids that love isn't selfish, angry or unforgiving. We should love as Jesus has loved us. He was selfless, kind and forgiving.

Supplies needed: Heart template (pg. 5, 1 per kid), Scissors, Crayons, Glue

Q3

KIDS' WISDOM

How to Love

PursueGODkids.org

Love seems like a grown-up word for people who are ready to get married. But that's not what love is really about.

Key Points:

- Love doesn't _____ its own way.
- Love doesn't get _____.
- Love doesn't _____.
- _____ is the perfect model of how to love.

Memory Verse:

Proverbs 10:12 Hatred stirs up quarrels, but love makes up for all offenses.

Talk About It

1. *What's your favorite part of the video? What's one thing you learned from it?*
2. *Who are the people you love most in your life? How do you treat them?*
3. *Name the three things that love isn't from our lesson today. Why can't true love be selfish?*
4. *Who has modeled perfect love for us? What does Jesus do with our sins?*
5. *Read John 3:16. How did God prove his love to us? How can you be better at showing love to your friends and family?*
6. *How will you apply this lesson to your life this week?*

Instructions: Color the picture.


JESUS IS THE
 PERFECT MODEL
 OF HOW TO
 LOVE

Key Question

Why is love so important?


Memory Verse

Proverbs 10:12 "Hatred stirs up quarrels, but love makes up for all offenses."






PursueGODkids.org



LOVE ISN'T SELFISH

LOVE ISN'T ANGRY

LOVE ISN'T UNFORGIVING



JESUS IS THE PERFECT MODEL OF HOW TO LOVE.

Proverbs 10:12 "Hatred stirs up quarrels, but love makes up for all offenses."