

PursueGODkids.org

Lesson Overview

In today's lesson, we're learning about what happened after the Israelites were freed from slavery. Remember, God sent Moses back to Egypt to free his people. Pharaoh didn't want to release them, but after 10 terrible plagues, he finally agreed. Moses must have been so excited because God proved his power by fulfilling his plan. And, the Israelites were super excited because they were free! Moses led the Israelites out of Egypt and towards a place that would keep them safe. In the meantime, Pharaoh had a change of heart and decided that he wanted his slaves back. So, he gathered his army, which included horses and chariots, and chased down the Israelites. Imagine the scene. Moses and the Israelites walking in the desert, approaching a huge body of water. Behind them, they see this vast army running towards them. They were in a pickle for sure! Well, once again, God had a plan. Just when Moses and the Israelites thought they were doomed, God opened the sea so they could safely cross to the other side! Kids, we can learn from this story. When we're faced with hard stuff, pray and ask God to help. Just like he helped the Israelites, he'll help you!

Big Idea

When you're in a pickle, stay calm and pray for help.

Key Question

Why should we pray?

Memory Verse

Exodus 14:14 The Lord himself will fight for you. Just stay calm.

Classroom Agenda

1. (5 min) **Let kids start working on Activity Page #1.**
 2. (5 min) **WARM UP: Describe a time you were in a tough situation and you didn't know what to do.** (Tip: When we're faced with a hard or scary situation, we get really scared but God wants us to pray and trust him to help us figure it out. God helped the Israelites out of a pickle.)
 3. (5 min) **PREVIEW: Write out the Big Idea, Memory Verse, and Key Question on a whiteboard.** Have the kids copy it down on Activity Page #1 (if applicable).
 4. (20 min) **LARGE GROUP: Gather for songs and videos with other kids.** Then return to class to finish this guide.
 5. (2 min) **RECAP: Read the Lesson Overview (see above).**
 6. (3 min) **KQ: Answer the Key Question.** (Answer: **Prayer is how we ask God for help.** (When you need help with your homework, you ask your teacher or parents, right? They're smart and they know the answers. Well, God knows the answers to EVERYTHING so we should ask him for help when we're in a pickle. Praying is how we talk to God. When we pray and ask for help, He'll show us what to do!))
 - **Bonus Questions:** Why should we pray? How does God help us? **4-5th** Share a prayer God recently answered for you.
 7. (5 min) **EXPLORE: Read Proverbs 3:5-6. Why should we trust God? When we trust God, what does he do for us?** (Answer: God is the smartest and the strongest and he knows everything so he knows what's best for us. When we go to God for help, he will give us peace and confidence and he will show us which path to take!)
 8. (10 min) **PLAY: Choose a group activity from Activity Page #2.**
- (5 min) **CLOSE: Share prayer requests and pray as a class.** Encourage kids to use the Family Guide at home with their parents - and remind them to go online to pursueGODkids.org to find this week's lesson video.

Teacher instructions: Choose an activity for your classroom.

OPTION 1: PARTING THE RED SEA CRAFT

Instructions:

- Give each kid a half sheet of brown construction paper. Give each kid a Moses template (page 5) and a Wave template (page 6).
- Have kids cut out each item from the Wave template. Have the kids color the waves blue and have them glue them along the sides of the brown construction paper. Have them glue Moses somewhere between the waves so it looks like he's parting the sea. Have them glue the phrase and verse somewhere on the brown construction paper.
- As they work, read the story of when Moses parted the Red Sea from Exodus 14:5-9, 13-22. Remind the kids that when the Israelites were in a pickle they cried out to God for help. We need to do the same. When we're faced with a challenge, we need to pray and ask God to help us and he will!

Supplies needed: Brown construction paper (1/2 sheet per kid), Moses template (pg. 5 precut, 1 per kid) Wave template (pg. 6, 1 set per kid), Scissors, Glue, Crayons

OPTION 2: MATCHING GAME

Instructions:

- Divide the class into groups of 4. Give each group a set of Matching cards (page 7-8).
- Have them place them face down on the floor or table. Have one kid go first, turning two cards over trying to find a match. If a match, they get to keep those cards and go again. If not a match, the kid to the right gets a chance. Continue playing until all the matches are found. Kid with the most cards at the end, wins.

Supplies needed: Matching cards template (pg. 7-8, precut, 1 set per group)

Q3

BIBLE STORYLINE

Parting the Red Sea

PursueGODkids.org

Sometimes we panic when bad things happen to us. That's when we need to remember God is in control.

Key Points:

- Pharaoh let the _____ get out of Egypt.
- Pharaoh changed his mind and _____ down the Israelites.
- God parted the _____ and rescued the Israelites.
- When you're in a pickle, stay _____ and _____ for help.

Memory Verse:

Exodus 14:14 The Lord himself will fight for you. Just stay calm.

Talk About It

1. *What's your favorite part of the video? What's one thing you learned from it?*
2. *Describe a time you were in a tough situation and you didn't know what to do. How did that make you feel and what did you do?*
3. *How did God lead the Israelites during the day and at night? What did Pharaoh decide to do that put the Israelites in danger?*
4. *What did God do to help the Israelites escape?*
5. *Read Proverbs 3:5-6. Why should we trust God? When we trust God, what does he do for us?*
6. *How will you apply this lesson to your life this week?*

Instructions: Solve the puzzles.

Word Search

Find the list of words at the bottom of the page in this jumble of letters!

J	A	Y	R	G	N	J	O
K	L	O	S	T	A	F	F
B	U	H	Q	A	E	X	R
U	N	M	L	B	U	K	E
S	T	M	O	S	E	S	G
H	B	I	J	E	A	M	Y
W	Y	U	O	G	R	D	P
B	V	S	E	A	K	M	T

WORDS TO FIND:

MOSES

STAFF

SEA

BUSH

EGYPT




Big Idea

Key Question

Memory Verse

Exodus 14:___ The _____
 himself will _____ for you. Just
 stay _____.



Q3







BIBLE STORYLINE

Parting the Red Sea

2nd-3rd



PursueGODkids.org







MOSES PARTED THE SEA

Exodus 14:14 *The Lord himself will fight for you. Just stay calm.*





MOSES


MOSES




PRAY

PRAY







Illustrations by WhatMommyDoes.com



Illustrations by WhatMommyDoes.com


GOD

GOD




PHARAOH

PHARAOH



illustrations of.com #1163928



illustrations of.com #1163928