

Pharaoh and the Plagues

PursueGODkids.org

Lesson Overview

In today's lesson, we're going to learn what happened when Moses headed back to Egypt to confront Pharaoh. Last time we learned that God spoke to Moses from a burning bush and told him to return to Egypt to tell Pharaoh to let his people go. Moses was so scared! He thought, "There is no way I can do this on my own!" Well, God told Moses he wouldn't be alone. The great I AM would be with him which is just another name for God. So, Moses went before Pharaoh and told him to release the Israelites from slavery. Pharaoh said, "Are you kidding? No way! I'm in charge. You can't tell me what to do!" Moses warned him that if he didn't listen, God would punish him. This went on for awhile. Moses would repeat his message from God and Pharaoh would refuse to listen. Each time, God would punish Pharaoh and the Egyptians with terrible plagues. Crazy things happened like; an attack of flies, the river turned to blood, and they all had blisters all over their bodies. It was terrible. The last plague was the worst of them all. Every oldest child died. This is a crazy story but here is the lesson. Pharaoh thought he was special and didn't need God. So, God had to teach him a lesson. God is always in control.

Big Idea

Some people have to learn the hard way that God is in control

Key Question

Why do you think Pharaoh took so long to listen to God?

Memory Verse

Exodus 6:6 'I am the Lord. I will free you from your oppression and will rescue you from your slavery in Egypt.'

Classroom Agenda

1. (5 min) **Let kids start working on Activity Page #1.**
2. (5 min) **WARM UP: Share the last time you were told to do something and you chose not to do it. What happened to you because of that choice?** (Tip: Disobedience is bad. We should always listen to our parents and teachers because God tells us to do that. Pharaoh learned the hard way about disobedience.)
3. (5 min) **PREVIEW: Write out the Big Idea, Memory Verse, and Key Question on a whiteboard.** Have the kids copy it down on Activity Page #1 (if applicable).
4. (20 min) **LARGE GROUP: Gather for songs and videos with other kids.** Then return to class to finish this guide.
5. (2 min) **RECAP: Read the Lesson Overview (see above).**
6. (3 min) **KQ: Answer the Key Question.** (Answer: **He thought he was more powerful than God.** (Pharaoh made a big mistake when he thought he was smarter and stronger than God so God had to teach him a lesson. God is the most powerful, the smartest and the strongest. We need to remember this, too. God is always in control.)
 - **Bonus Questions:** What was Pharaoh's big mistake? Why is God always in control? **4-5th** Why is it better to obey God than to ignore him?
7. (5 min) **EXPLORE: Read 2 Corinthians 10:5. What are some examples of thoughts you might have that go against God's way? What are we supposed to do with such thoughts?** (Answer: We might want to lie to get our way or steal to get what we want. We might choose to be mean to a friend. But, the Bible says we should capture every thought and measure it against the Bible. If the Bible says not to do that thing, we shouldn't do it.)
8. (10 min) **PLAY: Choose a group activity from Activity Page #2.**
9. (5 min) **CLOSE: Share prayer requests and pray as a class.** Encourage kids to use the Family Guide at home with their parents - and remind them to go online to pursueGODkids.org to find this week's lesson video.

Teacher instructions: Choose an activity for your classroom.

OPTION 1: THE PLAGUE OF FROGS CRAFT

Instructions:

- Give each kid a paper bag, a Frog template (page 5) and some pieces of green tissue paper.
- Give each kid a set of eyes and a strip of red construction paper.
- Have the kids place the paper sack with bottom side flap up. The flap will be the head of the frog., Have them rip up the green tissue paper and glue the pieces to cover the sack.
- Then, have them glue the legs to the sides of the bag and have them glue the eyes onto the flap. Have them glue the verse onto the bag.
- Then, have them wrap the red construction paper around a pencil in order to make a curly tongue for the frog. Have them glue that to the underside of the flap below the eyes.
- As the kids work, remind them that it's always better to obey God rather than ignoring him like Pharaoh did. Pharaoh had to learn the hard way that God is always in control. Every time Pharaoh refused to listen to God, God sent a plague upon Egypt like being attacked by a bunch of frogs!

Supplies Needed: Paper sacks (1 per kid), Frog Template (pg. 5, pre cut, 1 set per kid), Green tissue paper, Craft eyes (1 set per kid), Strips of Red Construction Paper, Glue

OPTION 2: GET THE PLAGUES IN THE RIGHT ORDER

Instructions:

- Before class, tape the words from the Plague template (page 6) up on the board. Be sure to mix up the order. Read the passages below and put the plagues in the right order as you go.
 - Exodus 7:16-20 (Blood)
 - Exodus 8:1-4 (Frogs)
 - Exodus 8:16-17 (Gnats)
 - Exodus 8:20-21 (Flies)
 - Exodus 9:1-3 (Livestock)
 - Exodus 9:8-9 (Blisters)
 - Exodus 9:18-19 (Hail)
 - Exodus 10:3-6 (Locusts)
 - Exodus 10:21-22 (Darkness)
 - Exodus 11:4-5 (First born)

Supplies needed: Plague template (pg. 6, pre cut, 1 set per class), Tape

Q3

BIBLE STORYLINE

Pharaoh and the Plagues

PursueGODkids.org

Pharaoh was the most powerful man on the face of the Earth. But God was stronger.

Key Points:

- Moses went to Egypt with a simple message for _____. Exodus 6:30
- Pharaoh didn't _____ and told Moses to go take a hike. Exodus 7:14
- God unleashed _____ to prove his power. Exodus 7:4
- Some people have to learn the _____ way that God is in control.

Memory Verse:

Exodus 6:6 'I am the Lord. I will free you from your oppression and will rescue you from your slavery in Egypt.'

Talk About It

1. *What's your favorite part of the video? What's one thing you learned from it?*
2. *Share the last time you were told to do something and you chose not to do it. What happened to you because of that choice?*
3. *What message did God give Moses to share with Pharaoh? Why was Moses scared to do it?*
4. *What was Pharaoh's initial response to Moses? What was God's response to Pharaoh's disobedience?*
5. *Read 2 Corinthians 10:5. What are some examples of thoughts you might have that go against God's way? What are we supposed to do with such thoughts?*
6. *How will you apply this lesson to your life this week?*

Instructions: Color the picture.


SOME PEOPLE HAVE
TO LEARN THE HARD
WAY THAT GOD IS IN
CONTROL

Key Question

Why do you think Pharaoh took so long to listen to God?

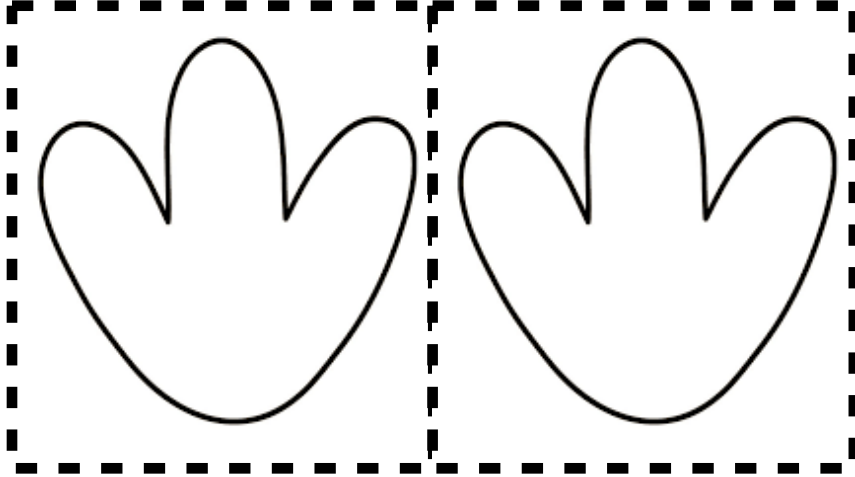
Memory Verse

Exodus 6:6 'I am the Lord. I will free you from your oppression and will rescue you from your slavery in Egypt.'

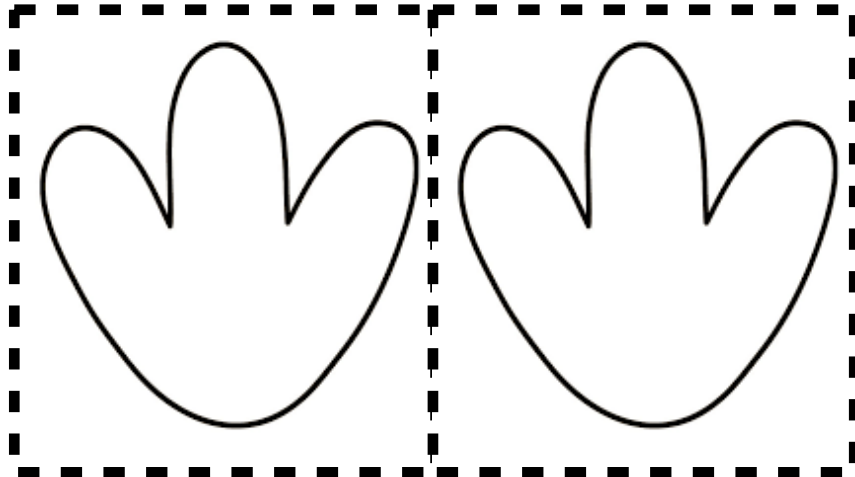


Pharaoh and the Plagues

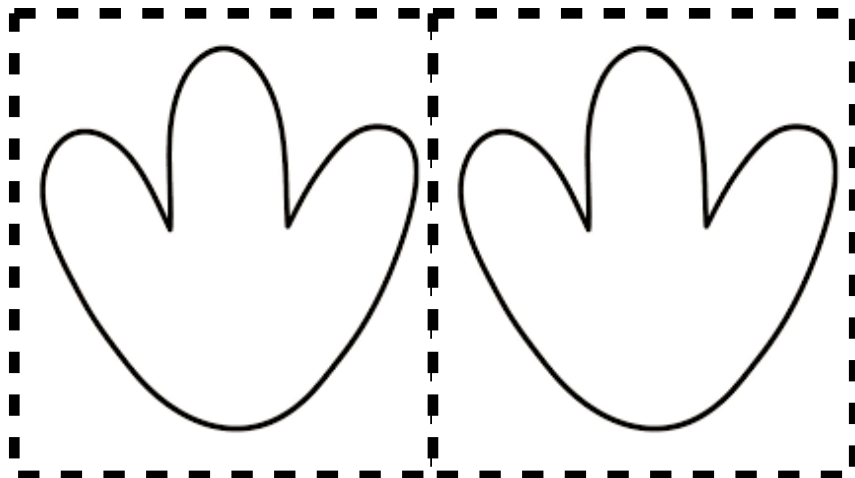
PursueGODkids.org



Exodus 8:1-2 Then the Lord said to Moses, "Go back to Pharaoh and announce to him, 'This is what the Lord says: Let my people go, so they can worship me. 2 If you refuse to let them go, I will send a plague of frogs across your entire land."



Exodus 8:1-2 Then the Lord said to Moses, "Go back to Pharaoh and announce to him, 'This is what the Lord says: Let my people go, so they can worship me. 2 If you refuse to let them go, I will send a plague of frogs across your entire land."



Exodus 8:1-2 Then the Lord said to Moses, "Go back to Pharaoh and announce to him, 'This is what the Lord says: Let my people go, so they can worship me. 2 If you refuse to let them go, I will send a plague of frogs across your entire land."

Pharaoh and the Plagues

PursueGODkids.org

BLOOD

FROGS

GNATS

FLIES

LIVESTOCK

BLISTERS

HAIL

LOCUSTS

DARKNESS

FIRST BORN