

Q4

BIBLE STORYLINE

## When Moses Glowed

2nd-3rd

[PursueGODkids.org](http://PursueGODkids.org)

## Lesson Overview

In today's lesson, we're going to talk about an event that happened after Moses came down the mountain and saw the Israelites worshipping a golden cow. Remember, Moses had gone up the mountain to get the 10 Commandments from God. So, when he returned, he couldn't believe what he saw. He was so angry that he threw down the stone tablets that the commandments had been written upon. So, God told Moses to come back up the mountain, with new tablets, so God could give him the 10 Commandments again. While Moses was up there, God decided to remind Moses of just how powerful and awesome he was. He passed in front of Moses, allowing Moses to catch a glimpse of his awesome power and love. God's power was so strong that Moses' face glowed. The reason-Moses was reflecting just a portion of God's power. When Moses returned to the Israelites, they could see that Moses was different. Did you know that this can be true of us, too. When we spend time with God, he will rub off on us, too. We can reflect who God is to our friends and family by the way we talk and act. Let's all be good reflectors of God's love!

**Big Idea**

*The more time we spend with God, the more he'll rub off on us.*

---

**Key Question**

*What are some of God's traits that should rub off on us?*

---

**Memory Verse**

*Colossians 3:10 "Put on your new nature, and be renewed as you learn to know your Creator and become like him."*

### Classroom Agenda

- (5 min) Let kids start working on Activity Page #1.**
  - (5 min) WARM UP: Describe some of your favorite traits about yourself. (hair color, eyes, height, smarts). Who in your family are you most like?** (Tip: We usually look like one of our parents and even act similarly because we're around them a lot. When we spend time with God, we can act more like him, too)
  - (5 min) PREVIEW: Write out the Big Idea, Memory Verse, and Key Question on a whiteboard.** Have the kids copy it down on Activity Page #1 (if applicable).
  - (20 min) LARGE GROUP: Gather for songs and videos with other kids.** Then return to class to finish this guide.
  - (2 min) RECAP: Read the Lesson Overview (see above).**
  - (3 min) KQ: Answer the Key Question.** (Answer: **God is loving, patient and forgiving and we should be, too.** (There is no-one more loving or forgiving than God. He proved it when he sent Jesus to die for our sins. Because of Jesus, our sins are forgiven and we have the power to live a life that honors him. So, when we invite Jesus into our hearts, he'll help us to be loving, patient and forgiving, too. He'll rub off on us so we can be a good friend..))
    - Bonus Questions:** What are some of God's traits? How did God prove his love for us? **4-5th** How can you reflect God's character to others in your life?
  - (5 min) EXPLORE: Read Galatians 2:20. What do you think this verse means? What did Jesus do for us to help us in our battle against sin?** Answer: Jesus died to forgive our sins and to set us free from sin's power. When we trust in Jesus, we get to live a new life. We can say "NO" to sinful things and "Yes" to things that honor God. )
  - (10 min) PLAY: Choose a group activity from Activity Page #2.**
- (5 min) CLOSE: Share prayer requests and pray as a class.** Encourage kids to use the Family Guide at home with their parents - and remind them to go online to [pursueGODkids.org](http://pursueGODkids.org) to find this week's lesson video.

**Teacher instructions:** Choose an activity for your classroom.

## OPTION 1: HOW WOULD GOD ACT SCENARIO GAME

### Instructions:

- Before class, cut up the scenarios (page 5) and place in a bowl or basket. Have kids take turns coming up and pulling a scenario out of the bowl.
- Read it to the class and decide how God would want them to act in each scenario. Read the verses below to help the kids to know the right way to think about each scenario.
- Remind the kids that we need to spend time with God doing things like reading the Bible, praying and going to church if we want to be able to reflect his character to others.

### Scenarios:

- #1: We should treat others the way we want to be treated. Matthew 7:12
- #2: God forgives us so we should forgive others. Ephesians 4:32
- #3: God wants us to obey our parents. Ephesians 6:1
- #4: God wants us to tell the truth. Proverbs 12:22
- #5: We shouldn't be jealous. Exodus 20:17
- #6: God doesn't want us to gossip. Proverbs 16:28

**Supplies needed:** Scenarios template (pg. 5, pre cut, 1 set per class, Bowl/Basket)

## OPTION 2: REFLECT GOD'S LOVE CRAFT

### Instructions:

- Give each kid a large craft stick, aluminum foil and a Mirror template (page 6).
- Have the kids cut out the circle. Have them cover the circle with aluminum foil. Then have them glue the circle on to the craft stick to make it look like a mirror.
- Then, have them glue the memory verse at the top of the circle.
- Remind the kids that we need to spend time with God doing things like reading the Bible, praying and going to church if we want to be able to reflect his character to others.

**Supplies needed:** Large craft sticks (1 per kid), Aluminum foil, Card stock (for printing the Mirror Template), Mirror template (pg. 6, 1 per kid) Scissors, Glue

Q4

BIBLE STORYLINE

## When Moses Glowed

[PursueGODkids.org](http://PursueGODkids.org)

When Moses came down the mountain for a second time with the Ten Commandments, everyone could see that God had rubbed off on him.

**Key Points:**

- \_\_\_\_\_ obeyed God and went up the mountain a second time.
- God walked in front of Moses and gave him a \_\_\_\_\_.
- When Moses came down the mountain his face was \_\_\_\_\_!
- The more time we spend with \_\_\_\_\_, the more he rubs off on \_\_\_\_\_.


**Memory Verse:**

Colossians 3:10 Put on your new nature, and be renewed as you learn to know your Creator and become like him.

## Talk About It

1. *What's your favorite part of the video? What's one thing you learned from it?*
2. *Describe some of your favorite traits about yourself. (hair color, eyes, height, smarts). Who in your family are you most like?*
3. *Why did Moses go back up the mountain? What did he ask of God?*
4. *What happened to Moses once he saw God? How did the people react when they saw Moses?*
5. *Read Galatians 2:20. What do you think this verse means? What did Jesus do for us to help us in our battle against sin?*
6. *How will you apply this lesson to your life this week?*

**Instructions:** Color the picture and solve the puzzle.

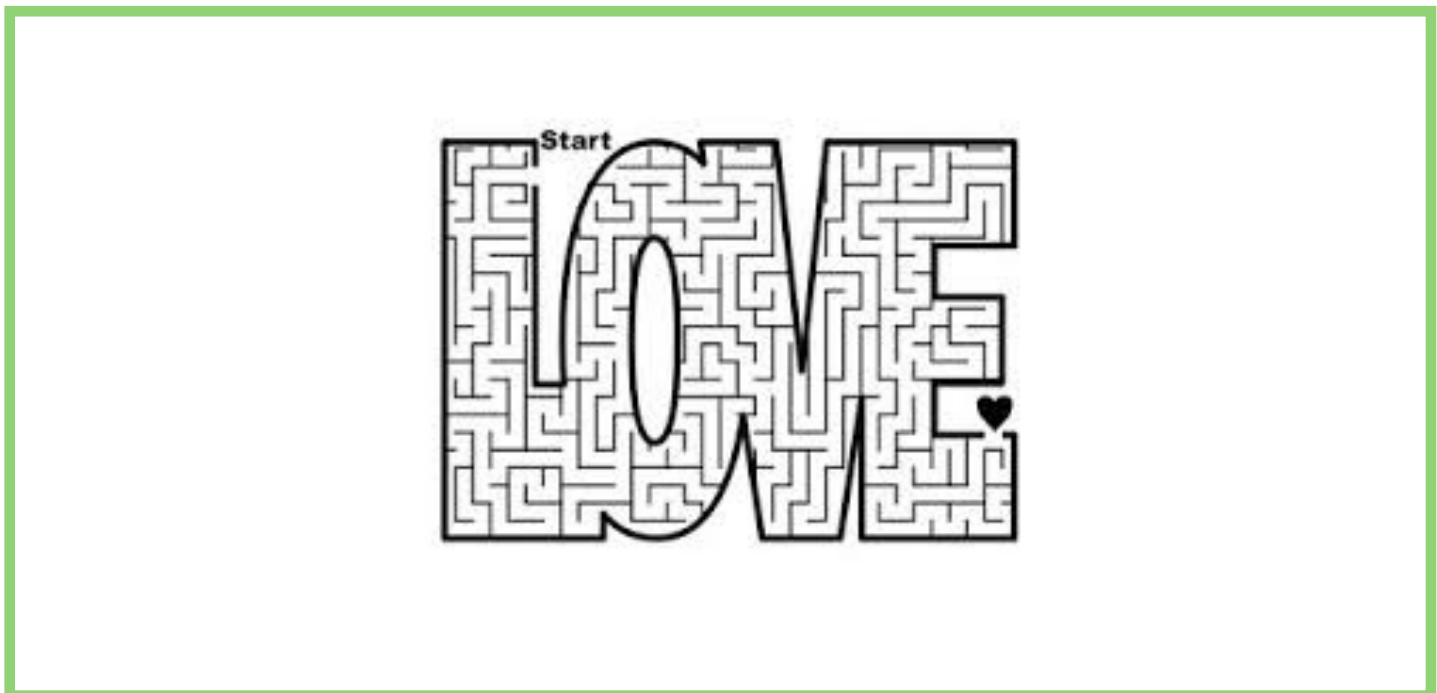


**Big Idea**

**Key Question**

**Memory Verse**

Colossians 3:\_\_\_ "Put on your  
 \_\_\_ nature, and be  
 \_\_\_ as you learn to know  
 your \_\_\_ and become like  
 him."





You come into the lunch room with your friends and notice a kid sitting alone at a table.

Your younger sibling broke one of your video game consoles.

Your friends want you to go somewhere you know you're not supposed to go.

You broke one of your Mom's favorite pictures while she was gone.


Your best friend just got the part you wanted in the play.

You're at a sleepover and your friends are talking about another friend who isn't there.




# When Moses Glowed

[PursueGODkids.org](http://PursueGODkids.org)



Colossians 3:10 "Put on your new nature, and be renewed as you learn to know your Creator and become like him."



Colossians 3:10 "Put on your new nature, and be renewed as you learn to know your Creator and become like him."