

PursueGODkids.org

Lesson Overview

In today's lesson, we're going to talk about a super cool place God promised to the Israelites. It was called the Promised land. At the time, Moses was the leader of the Israelites and he led them out of slavery in Egypt toward this new land God had promised them. Unfortunately, it turned out to be a long journey. They walked in the desert for 40 years! That's a long time and they did it on foot. They didn't have cars, trains or planes. Along the way, Moses ended up dying of old age and a new leader was chosen. His name was Joshua. He had been Moses' assistant so he knew how to lead well. God had a few instructions for Joshua. God wanted everyone to remember that he had protected and provided for them on their journey and that the Promised land was his gift to them. He didn't want them to forget about him once they reached this super cool place. Here were the three main things God said: 1. Study God's book, 2. Pray and think about God's word all the time 3. Obey all of it. If they did that, they would be successful. That's true for us, too. We need to listen and obey all that the Bible says if we want to be successful.

Big Idea

Wherever we go, we'll be successful if we listen to God

Key Question

How can we be good listeners?

Memory Verse

Joshua 1:8 "Study this Book of Instruction continually. Meditate on it day and night so you will be sure to obey everything written in it. Only then will you prosper and succeed in all you do."

Classroom Agenda

1. (5 min) **Let kids start working on Activity Page #1.**
2. (5 min) **WARM UP: Where is your most favorite place to visit on vacation? (campsite, Disneyland, beach) Why do you like it so much?** (Tip: Going to cool places on vacation is so much fun. You plan and look forward to it and maybe you even wake up early in order to get there. God had a cool place for the Israelites.)
3. (5 min) **PREVIEW: Write out the Big Idea, Memory Verse, and Key Question on a whiteboard.** Have the kids copy it down on Activity Page #1 (if applicable).
4. (20 min) **LARGE GROUP: Gather for songs and videos with other kids.** Then return to class to finish this guide.
5. (2 min) **RECAP: Read the Lesson Overview (see above).**
6. (3 min) **KQ: Answer the Key Question.** (Answer: **By reading our Bibles and praying every day.** (God gave us the Bible to help us. It's our instruction manual for life because it tells us what is right and wrong. And, prayer is our way of talking to God. So, we can ask God to help us to listen and obey what the Bible says.)
 - **Bonus Questions:** How does the Bible help us? Why is it important to pray? **4-5th** Why do you think God gave us rules to follow?
7. (5 min) **EXPLORE: Read Deuteronomy 13:4. What does it mean to fear the Lord? How can you cling to God and his word?** (Answer: To fear God doesn't mean to be afraid of him. It means we should respect him and want to honor him with our lives. Remember, he's God and he loves us and he knows what's best for us. To cling means to depend on God and to trust him and his plans for us. He should always be the most important person in our lives. That means we should be doing things like reading our Bibles and praying every day!)
8. (10 min) **PLAY: Choose a group activity from Activity Page #2.**
9. (5 min) **CLOSE: Share prayer requests and pray as a class.** Encourage kids to use the Family Guide at home with their parents - and remind them to go online to pursueGODkids.org to find this week's lesson video.

Teacher instructions: Choose an activity for your classroom.

OPTION 1: LEAD THEM TO THE PROMISED LAND GAME

Instructions:

- Before playing, tape a line at one end of the room. That line will serve as the Promised land.
- Have the kids get into pairs and give each pair a blindfold. Have one kid put on the blindfold.
- Have the blindfolded kids line up in a straight line and have their partner stand in front of them. When you say, "Go!", the partners need to lead the blindfolded kid to cross the line at the other end of the room. They can only use their voice to lead them. First to get to the Promised land wins. Then have kids switch and play again.
- If you have time, read the story from Joshua 1:1-9. Remind the kids that if we listen to God's word, we will be successful in life.

Supplies needed: Tape, Blindfolds (enough for each pair)

OPTION 2: LISTEN TO GOD'S WORD CRAFT

Instructions:

- Give each kid a paper plate and a Bible template (page 5). Have them cut out each item and have them color the Bible and ears.
- Then, have them glue the Bible to the middle of the plate and then have them glue one ear to each side of the plate. Have them glue the Big Idea at the top of the plate.
- As they work, read the story from Joshua 1:1-9. Remind the kids how important it is for them to listen to God's word and to obey what it says. If we do that, we will be successful in life.

Supplies needed: Paper plates (1 per kid), Bible template (pg. 5, 1 per kid), Scissors, Crayons, Glue

Q5

BIBLE STORYLINE

The Promised Land

PursueGODkids.org

God's people had been wandering around for a really long time in search of a place called the Promised Land.

Key Points:

- God's people _____ a really long time to get there.
- Joshua was picked to lead the people into the _____. Joshua 1:2
- _____ told Joshua to remember 3 very important things. Joshua 1:8
- Wherever we go we'll be successful if we _____ to God.

Memory Verse:

Joshua 1:8 Study this Book of Instruction continually. Meditate on it day and night so you will be sure to obey everything written in it. Only then will you prosper and succeed in all you do.

Talk About It

1. *What's your favorite part of the video? What's one thing you learned from it?*
2. *Where is your most favorite place to visit on vacation? (campsite, Disneyland, beach) Why do you like it so much?*
3. *What was the name of the place God promised the Israelites? Why did the people want to go there?*
4. *How long did they wander in the desert? Who became the leader once Moses died?*
5. *Read Deuteronomy 13:4. What does it mean to fear the Lord? How can you cling to God and his word?*
6. *How will you apply this lesson to your life this week?*

Instructions: Solve the puzzle and color the picture.




Big Idea

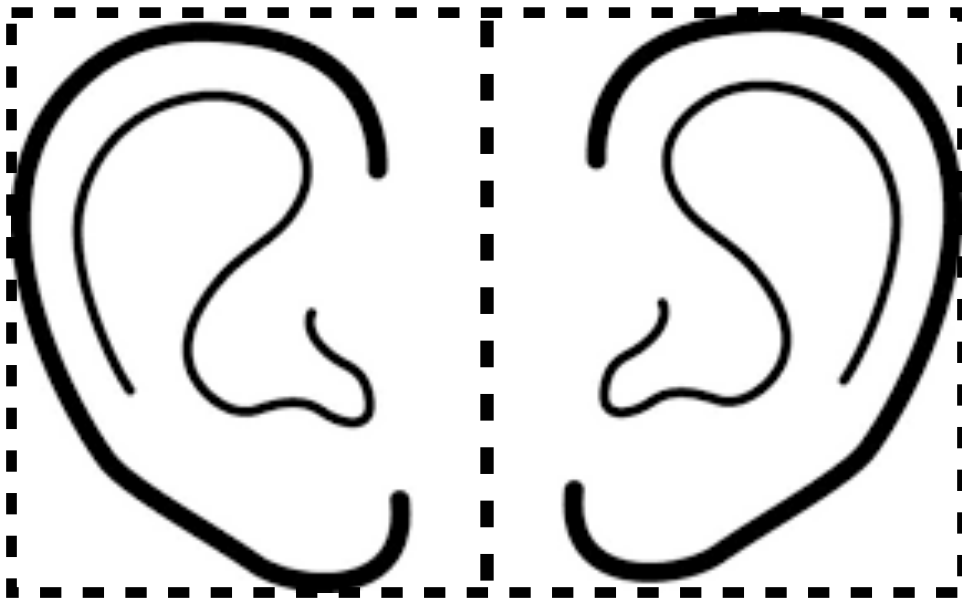

Key Question

Memory Verse

Joshua 1:___ "Study this _____
of Instruction continually.
Meditate on it _____ and night
so you will be sure to _____
everything written in it. Only
then will you prosper and
_____ in all you do."



PursueGODkids.org



WHEREVER WE GO, WE'LL
BE SUCCESSFUL IF WE
LISTEN TO GOD