

Q5

LIFE OF JESUS

## Jesus Walks On Water

4th-  
5th[PursueGODkids.org](http://PursueGODkids.org)**Lesson Overview**

In today's lesson, we're talking about the story when the disciples were on a boat and in some trouble. They had been hanging out with Jesus while he taught huge crowds of people. Jesus told the disciples to get in their boat and head back across the lake and he would meet up with them later. Well, as the disciples were crossing the lake, a big storm came through forming huge waves. The disciples were scared! All of a sudden, they looked out and saw Jesus walking on the water towards them! The disciples were very confused and thought they were seeing a ghost. Then, Jesus spoke to them and said, "Don't be afraid! Take courage, it's me." Peter still wasn't convinced so he said to Jesus, "If it's really you, then make it so I can walk on the water, too!" Jesus told Peter to get out of the boat and guess what? Peter walked on the water! But, when Peter realized what he was doing, he got scared and started to sink. What Jesus says next is the point of the story. When Peter trusted in Jesus and kept his eyes on him, he could walk on water. When Peter got scared and took his eyes off Jesus, he began to sink. It's the same for us. When we trust Jesus, then we don't have to be afraid of anything.

**Big Idea**

*When we keep our eyes on Jesus, we can be brave no matter what.*

---

**Key Question**

*How do we keep our eyes on Jesus?*

---

**Memory Verse**

*Matthew 14:27b "Don't be afraid," he said. "Take courage. I am here!"*

## Classroom Agenda

1. (5 min) **Let kids start working on Activity Page #1. 2nd-5th puzzle key (Boat, Waves, Jesus, Brave)**
2. (5 min) **WARM UP: Share a time when you had to be courageous. (a speaking role in the school play, surgery, moved to a new school)** (Tip: It takes courage to speak in front of people or to make new friends. Jesus will help you to be brave no matter the situation.)
3. (5 min) **PREVIEW: Write out the Big Idea, Memory Verse, and Key Question on a whiteboard.** Have the kids copy it down on Activity Page #1 (if applicable).
4. (20 min) **LARGE GROUP: Gather for songs and videos with other kids.** Then return to class to finish this guide.
5. (2 min) **RECAP: Read the Lesson Overview (see above).**
6. (3 min) **KQ: Answer the Key Question.** (Answer: **By remembering who Jesus is and asking him for help.** (Jesus is God and he has the power to do anything! So, when we're afraid, we need to remember that Jesus can help us. All we need to do is go to him in prayer and ask for help. Jesus will help you to be brave!))
  - **Bonus Questions:** What should we do when we're afraid? What will Jesus do for us when we ask for help?  
**4-5th** Why is Jesus the only one strong enough to help us?
7. (5 min) **EXPLORE: Read Proverbs 3:5-6. Why is God's way best? Why shouldn't we trust our own understanding?** (Answer: God is the creator of all things. There is no-one like him. He can see everything from beginning to end. And, he created each one of us and so he knows what's best for us. We are nothing like God and we can't see the future. So, our understanding of things is limited. God's understanding is limitless.)
8. (10 min) **PLAY: Choose a group activity from Activity Page #2.**
9. (5 min) **CLOSE: Share prayer requests and pray as a class.** Encourage kids to use the Family Guide at home with their parents - and remind them to go online to [pursueGODkids.org](http://pursueGODkids.org) to find this week's lesson video.

**Teacher instructions:** Choose an activity for your classroom.

## OPTION 1: CREATE YOUR OWN SCENE CRAFT

### **Instructions:**

- Give each kid the following supplies: Construction paper, BlueTissue paper, and the Jesus template. Using these materials, have them create their own scene of the story.
- As the kids work, read the story from Matthew 14:22-32. Remind the kids that like Peter, when we keep our eyes on Jesus, we don't need to be afraid. We can be brave and courageous no matter what comes our way.

**Supplies needed:** Construction paper, Jesus template (pg.5, 1 set per kid), Blue tissue paper, Glue, Crayons, Scissors

## OPTION 2: OBSTACLE COURSE GAME

### **Instructions:**

- Before playing, set up 5 hula hoops on the floor to serve as an obstacle course. Place an Activity (page 6) in each hula hoop.
- Have the kids line up single file and tell the kids to go through the obstacle course looking only at the ground the whole time. Tell them to follow the activity they find in each hoop. (In order to space out the kids, don't have the next kid in line start before the kid in front of them has left the first hoop.) Time how long it takes the class to get through the course.
- Then, have the kids do the course again but this time looking up and out. Time them again.
- Then, compare the times between the two runs. Ask the class why it was harder to get through the course when they were only looking down at the ground. It was harder to see what was ahead so they moved slower for fear of running into something. But, when they could look up, they could see what was in front of them and could move much quicker.
- Tell the kids that this is how they should look at life. Like Peter, when his eyes were looking out at Jesus, he was courageous and brave. But as soon as he looked down, taking his eyes off of Jesus, he was scared. Tell the kids the next time they're faced with a fear, tell them to keep their eyes on Jesus so they can be brave, too.

**Supplies needed:** 5 hula hoops, Activity template (pg. 6, pre cut)

Q5

LIFE OF JESUS

## Jesus Walks On Water

[PursueGODkids.org](http://PursueGODkids.org)

When we keep our eyes on Jesus, we can be brave no matter what!

**Key Points:**

- The disciples were on a \_\_\_\_\_ and in a pickle.
- \_\_\_\_\_ came to them walking on water, and they got scared.
- Peter \_\_\_\_\_ when he took his eyes off of Jesus.
- When we keep our eyes on Jesus, we can be \_\_\_\_\_ no matter what.

**Memory Verse:**

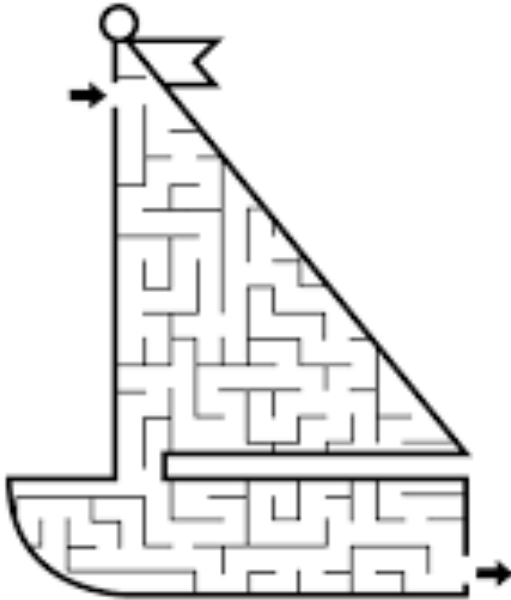
Matthew 14:27b “Don’t be afraid,” he said. “Take courage. I am here!”

**Talk About It**

1. *What’s your favorite part of the video? What’s one thing you learned from it?*
2. *Share a time where you had to be courageous. (a speaking role in the school play, surgery, moved to a new school)*
3. *Where were the disciples in this story? What happened that made them scared?*
4. *Who walked on the water toward them? What did Peter need to do to walk on the water, too?*
5. *Read Proverbs 3:5-6. Why is God’s way best? Why shouldn’t we trust our own understanding?*
6. *How will you apply this lesson to your life this week?*

**Instructions:** Solve the puzzles.

## Boat Maze



### Big Idea

### Key Question

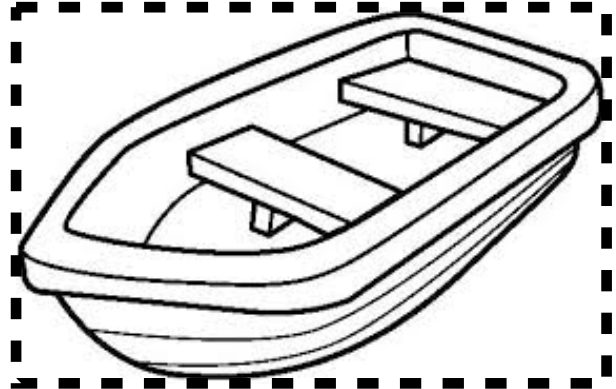
### Memory Verse

Matthew 14: \_\_\_\_\_ "Don't be \_\_\_\_\_," he said. "Take \_\_\_\_\_ . I am \_\_\_\_\_!"

### UNSCRAMBLE THE WORDS

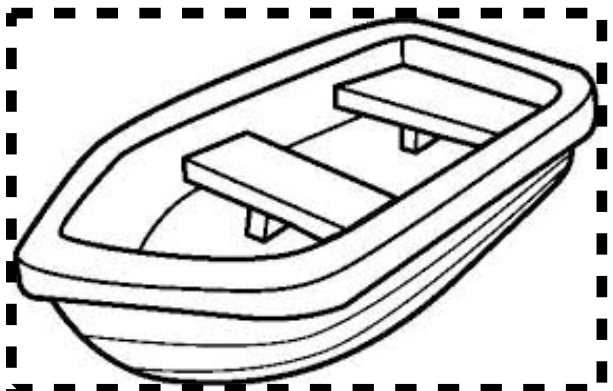
1. OTBA \_\_\_\_\_
2. VEWAS \_\_\_\_\_
3. SSUJE \_\_\_\_\_
4. RVEBA. \_\_\_\_\_

[PursueGODkids.org](http://PursueGODkids.org)



**Matthew 14:27b**

"Don't be afraid," he said. "Take courage. I am here!"



**Matthew 14:27b**

"Don't be afraid," he said. "Take courage. I am here!"



10 JUMPING  
JACKS

HOP ON  
ONE FOOT  
5 TIMES

SPIN  
AROUND 3  
TIMES

TOUCH  
YOUR TOES

SAY THE  
MEMORY  
VERSE