

PursueGODkids.org

Lesson Overview

In today's lesson, we're going to learn about self control. Most of us probably learn about self control when we don't have it and we get in trouble for being out of control. Like, when you get mad at your sibling for breaking your game and you hit them. Or, when your Mom catches you sneaking candy when you were told to wait until after dinner. Those are examples of a lack of self-control. When we have self-control, it means we're in charge of our thoughts, words and actions. We don't just react however we want. We remain calm and choose the right way to respond. Self-control is hard. It actually takes more strength to hold back than it does to just react in a moment. That's why God doesn't leave us to figure out self control on our own. He gives us a helper. The Bible says that when we trust in Jesus, the Holy Spirit comes and lives in our hearts. The Spirit helps us to say "Yes" to the things that honor God and "No" to the things that don't. In fact, the Bible says that the Holy Spirit will grow the fruit of self control as well as other fruits like joy, patience, and kindness in our hearts. So kids, next time you want to do something in anger, stop yourself and remember self-control. God will help you!

Big Idea

Self-control is being in charge of your thoughts, words and actions.

Key Question

How does self-control protect us?

Memory Verse

Proverbs 25:28 "A person without self-control is like a city with broken-down walls."

Classroom Agenda

1. (5 min) **Let kids start working on Activity Page #1. 2nd-5th puzzle key: Love, Peace, Self control**
2. (5 min) **WARM UP: Share a time you were so excited or mad that you did something you regretted. (broke your mom's lamp, hit your friend)** (Tip: Maybe you jumped in excitement and accidentally hit your Mom in the face or in anger you threw your game console and broke it. God wants us to have self-control.)
3. (5 min) **PREVIEW: Write out the Big Idea, Memory Verse, and Key Question on a whiteboard.** Have the kids copy it down on Activity Page #1 (if applicable).
4. (20 min) **LARGE GROUP: Gather for songs and videos with other kids.** Then return to class to finish this guide.
5. (2 min) **RECAP: Read the Lesson Overview (see above).**
6. (3 min) **KQ: Answer the Key Question.** (Answer: **It protects us from making mistakes and from hurting others.** (When we react without thinking, we make big mistakes. We make our parents mad and then they ground us or we say something mean and really hurt our friend's feelings. Self control helps us to stop and think and protects us from making decisions we'll regret. God wants to help us with self control so he sent us the Holy Spirit.)
 - **Bonus Questions:** How does self-control protect us? Who helps us to grow self control in our lives? **4-5th** Share a time you showed self-control and how did it keep you out of trouble?
7. (5 min) **EXPLORE: Read Galatians 5:22-23. List all of the fruits of the Spirit. How do all the fruits help us in life?** (Answer: The Fruits of the Spirit help us to be good friends, obedient kids and respectful. Having the fruits of patience, kindness, love, peace and joy are necessary to being a healthy, God-honoring kid.)
8. (10 min) **PLAY: Choose a group activity from Activity Page #2.**
9. (5 min) **CLOSE: Share prayer requests and pray as a class.** Encourage kids to use the Family Guide at home with their parents - and remind them to go online to pursueGODkids.org to find this week's lesson video.

Teacher instructions: Choose an activity for your classroom.

OPTION 1: SELF CONTROL TARGET GAME

Instructions:

- Before playing, tape a line on the floor and place 3 buckets (with point values attached) (page 5) at varying distances from the line. You may want to put something heavy in each bucket so it doesn't tip over. Divide the class into two teams. Have the kids line up behind the line.
- Give the first kids in line a bean bag. Have one team start by throwing the bean bag, trying to land it in one of the buckets. If they get it in a bucket, read them a scenario from below. See if they can come up with a way to react with self control to that

situation. If they can, the team gets the points. Have teams alternate throwing.

Scenarios: (reuse if needed)

1. Your younger sibling ate your favorite candy you have been saving.
2. Your friend broke your favorite game.
3. You really want a cookie but your Mom said not until after dinner.
4. You're at Target and you really want a new back pack but your parents say "NO"
5. Your friend stepped on your toe.
6. Your teacher gave you a bad grade.
7. You left your homework at school and it's not done.

Supplies needed: Tape, 3 Buckets, Point Values template (pg. 5, 1 set per class) Bean Bag

OPTION 2: FRUITS OF THE SPIRIT WATERMELON CRAFT

Instructions:

- Give each kid a half of a paper plate and some white paper. Give them a Fruit template (page 6) . Have them draw a piece of watermelon on their paper. They can cut out and use the watermelon to trace onto their paper. Then, have them cut out their fruit and color it to make it look like a piece of watermelon. Then, have them creatively place or handwrite the 9 Fruits of the Spirit onto their watermelon. Then, have them glue their watermelon to the flat, backside of their plate.
- As they work, remind the kids how important self control is in their lives. It helps them to have charge of their thoughts, words and actions. The Holy Spirit will help them to grow more self control.

Supplies needed: White Paper, Paper plates (cut in half, 1 per kid), Fruit template (pg. 6, 1 set per kid), Glue, Crayons, Scissors, Pencils

Q6

KIDS WISDOM

Self-Control

PursueGODkids.org

Self-control helps us to keep our cool and not go crazy!

Key Points:

- Self-control is being in charge of your _____, _____, and _____.
- Having _____ is better than having big muscles.
- Self-control works from the _____.


Memory Verse:

Proverbs 25:28 A person without self-control is like a city with broken-down walls.

Talk About It

1. *What's your favorite part of the video? What's one thing you learned from it?*
2. *Share a time you were so excited or mad that you did something you regretted. (broke your mom's lamp, hit your friend)*
3. *What is self-control? How does self-control protect us?*
4. *Who helps us to have self-control?*
5. *Read Galatians 5:22-23. List all of the fruits of the Spirit. Which one(s) do you need to grow more of in your life?*
6. *How will you apply this lesson to your life this week?*

Instructions: Color the picture and solve the puzzle.



Big Idea

Key Question

Memory Verse



Proverbs 25:____ "A person
 _____ self-control is like a
 _____ with broken-down
 _____."


UNSCRAMBLE THE WORDS

EOVL _____

CPEEA _____

FELS RONOCLT _____





LOVE JOY PEACE KIND GOOD
PATIENT FAITHFUL GENTLE SELF CONTROL