

Q8

BIBLE STORYLINE

Naaman

K -  
1st[PursueGODkids.org](http://PursueGODkids.org)

## Lesson Overview

In today's lesson, we're learning about a guy named Naaman. He wasn't a nice guy. He was a commander of an army that had invaded Israel and taken them captive. Some Israelites were even made slaves. Naaman also suffered from a terrible disease called leprosy. It was a disease that left yucky sores all over his body. A young Israelite girl was a servant in Naaman's home and she told his wife that Naaman should go see Elisha so he could be healed. Remember, Elisha was a prophet of God. So, Naaman went to see Elisha. Elisha told him to dip himself in the river seven times and he would be healed. Naaman did and it worked! Naaman was healed and he believed in God that day! Now, what makes this story so amazing isn't just that a cool miracle happened- it was also the actions of a young girl whose name we don't even know. She was a hero in this story. She had compassion for a mean guy who made her a slave. Naaman didn't deserve kindness from her but she chose to be kind anyways. Let's learn from this girl and be kind to others, even when they don't deserve it.

### Big Idea

*You can be a hero by being kind when others don't deserve it.*

### Key Question

*How can you show kindness to others?*

### Memory Verse

*Luke 6:27 "Love your enemies! Do good to those who hate you."*

### Classroom Agenda

1. (5 min) **Let kids start working on Activity Page #1.**
2. (5 min) **WARM UP: Who do you have a hard time getting along with in your life? Explain.** (Tip: Maybe there is a bully at school who harasses you or a sibling who bugs you. It's hard to be nice but you can with God's help!)
3. (5 min) **PREVIEW: Write out the Big Idea, Memory Verse, and Key Question on a whiteboard.** Have the kids copy it down on Activity Page #1 (if applicable).
4. (20 min) **LARGE GROUP: Gather for songs and videos with other kids.** Then return to class to finish this guide.
5. (2 min) **RECAP: Read the Lesson Overview (see above).**
6. (3 min) **KQ: Answer the Key Question.** (Answer: **By following the Golden Rule.** (Remember the Golden Rule? Treat others the way you want to be treated. Be kind, share, forgive and say nice things. And, when someone is mean to you, don't get paybacks. Be kind, ask them nicely to stop, and be willing to walk away. You can still be nice without being friends with them.)
  - **Bonus Questions:** What's the Golden Rule? What are some other things you can do to be kind? **4-5th** What do you do when someone continues to be mean to you even if you're nice to them?
7. (5 min) **EXPLORE: Read Proverbs 24:17. Why shouldn't you be glad when others mess up? How should you be instead?** (Answer: We shouldn't have enemies but we might have people in our lives that bully us or aren't very kind. We can't change them but we can control how we respond. Instead of hoping bad things happen to them, we should pray that God changes their heart and we can wish the best for them. We can still be kind to them and be a model of what a good friend looks like.)
8. (10 min) **PLAY: Choose a group activity from Activity Page #2.**
9. (5 min) **CLOSE: Share prayer requests and pray as a class.** Encourage kids to use the Family Guide at home with their parents - and remind them to go online to [pursueGODkids.org](http://pursueGODkids.org) to find this week's lesson video.

**Teacher instructions:** Choose an activity for your classroom.

## OPTION 1: NAAMAN IS HEALED RELAY

### Instructions:

- Before playing, tape two lines at one end of the room and place 2 hula hoops in a line in front of each line. (You could also tape two squares if you don't have hula hoops) Then, read the story of Naaman from 2 Kings 5:1-2,9-15.
- Then, divide the class into two teams and line them up behind the lines. When you say, "Go!" The first kids in line will jump in the first hoop and squat down to touch the floor 3 times. Then they'll jump to the second hoop and squat down and touch the floor 4 times and then run back to hit the hand of the next kid in line. Continue until everyone has had a turn. First team to finish wins.

**Supplies needed:** Tape, 4 Hula Hoops

## OPTION 2: NAAMAN HEALED CRAFT

### Instructions:

- Give each kid a Naaman template (page 5) and a small cup and a large craft stick. Have the kids make a face for Naaman and place some red dots on his body to be like leprosy. Have them color the cup blue.
- As the kids work on Naaman, go around and help the kids poke their craft stick through the bottom of the cup with the other end sticking out the top of the cup. Then, have them glue or tape Naaman to top of the craft stick. Then have the kids tape the Statement to the cup.
- Then show them that they can move Naaman up and down in the cup to make it look like he's going into the water to be healed.
- Read the story from 2 Kings 5:1-2, 9-15 and remind the kids that this lesson shows God's power to heal but also the kindness of a young girl. This girl was a hero because she chose to be kind to Naaman even though he didn't deserve it. We should be kind to those that aren't nice to us, too.

**Supplies needed:** Naaman template (pg. 5, precut, 1 set per kid), Small paper cups (1 per kid), Craft sticks (1 per kid), Glue/Tape, Crayons

Q8

BIBLE STORYLINE

## Naaman

[PursueGODkids.org](http://PursueGODkids.org)

You should be kind to people even when they don't deserve it!

**Key Points:**

- Naaman was a commander of an enemy army, and he had \_\_\_\_\_.
- Naaman's army raided \_\_\_\_\_ and took lots of people captive.
- One of the captives felt sad for Naaman and wanted him to be \_\_\_\_\_.
- You can be a hero if you show \_\_\_\_\_ even when people don't deserve it.

**Memory Verse:**

| Luke 6:27 Love your enemies! Do good to those who hate you.

## Talk About It

1. *What's your favorite part of the video? What's one thing you learned from it?*
2. *Who do you have a hard time getting along with in your life? Explain.*
3. *What's the name of the guy we learned about in this lesson? What was his job?*
4. *Why did the girl with no name feel bad for Naaman? Who did she tell him to go see?*
5. *Read Proverbs 24:17. Why shouldn't you be glad when others mess up? How should you be instead?*
6. *How will you apply this lesson to your life this week?*

**Instructions:** Color the picture.

YOU CAN BE A  
HERO BY BEING  
KIND WHEN OTHERS  
DON'T DESERVE IT

### Key Question

How can you show kindness to others?


### Memory Verse

Luke 6:27 "Love your enemies! Do good to those who hate you."


**Naaman is healed.**  
2 Kings 5:1-19




©1997 by Gospel Light. • Permission to photocopy granted. • Bible Story Coloring Pages • 105




ELISHA TOLD NAAMAN  
TO DIP HIMSELF IN THE  
RIVER SEVEN TIMES AND  
HE WOULD BE HEALED!



ELISHA TOLD NAAMAN  
TO DIP HIMSELF IN THE  
RIVER SEVEN TIMES AND  
HE WOULD BE HEALED!



ELISHA TOLD NAAMAN  
TO DIP HIMSELF IN THE  
RIVER SEVEN TIMES AND  
HE WOULD BE HEALED!



ELISHA TOLD NAAMAN  
TO DIP HIMSELF IN THE  
RIVER SEVEN TIMES AND  
HE WOULD BE HEALED!