

PursueGODkids.org

Lesson Overview

In today's lesson, we're going to learn about patience. Patience means you're able to wait for something without complaining. That's hard to do! Perhaps you have to wait until your next birthday to get a cool new game or your family has a trip planned to Disneyland but it's still a few months away. It's hard to wait. We want what we want right away! Well, patience is something God gives us to help us to get good at waiting. It's one of the fruits of the Spirit that God wants to grow in our lives. Patience is important to God but he knows we need a lot of practice to get better at it. One thing we can do to grow in patience- while we wait, we can be thankful for all the great things we already have in our lives. Instead of just wishing for stuff we don't have yet, we can be excited about the things we do have! There's one more thing about patience. We also need to be patient when people make us mad or annoy us. When your sibling keeps bugging you, you can show patience by not yelling at them. You can be kind and remind yourself that they love you and like being around you. And, when you show patience to others, they will be patient with you! So, ask God to help you grow in patience!

Big Idea

If you want patience, you need to practice patience!

Key Question

How do we practice patience?

Memory Verse

Galatians 5:22 "But the Holy Spirit produces this kind of fruit in our lives: love, joy, peace, patience..."

Classroom Agenda

1. (5 min) **Let kids start working on Activity Page #1.**
2. (5 min) **WARM UP: Share the last time you had to wait for something to happen. How did you act while you waited?** (Tip: It's hard to wait for stuff you really want. Maybe you ask your parents every day when it's time or you stomp your feet and get mad every day you wait. Patience can help you to wait and not act silly!)
3. (5 min) **PREVIEW: Write out the Big Idea, Memory Verse, and Key Question on a whiteboard.** Have the kids copy it down on Activity Page #1 (if applicable).
4. (20 min) **LARGE GROUP: Gather for songs and videos with other kids.** Then return to class to finish this guide.
5. (2 min) **RECAP: Read the Lesson Overview (see above).**
6. (3 min) **KQ: Answer the Key Question.** (Answer: **Every time we have to wait, pray and remember to be thankful!** (Remember, patience takes practice so every time we have to wait is a chance to get better at patience. Instead of stomping your feet and complaining, stop and remember all that you already have and ask God to grow the fruit of patience in your life!))
 - **Bonus Questions:** How can we practice patience? How does God help us with patience? **4th-5th:** Who tests your patience in your life? How can you be more patient with them?
7. (5 min) **EXPLORE: Read Ephesians 4:2. What does this verse instruct us to do? How can impatience hurt people we care about?** (Answer: We should be humble, kind, gentle and patient. Think how easy life would be if everyone acted this way with others! Our impatience may mean we say or do something mean or hurtful.)
8. (10 min) **PLAY: Choose a group activity from Activity Page #2.**
9. (5 min) **CLOSE: Share prayer requests and pray as a class.** Encourage kids to use the Family Guide at home with their parents - and remind them to go online to pursueGODkids.org to find this week's lesson video.

Teacher instructions: Choose an activity for your classroom.

OPTION 1: FRUIT OF THE SPIRIT GAME

Instructions:

- Before playing, cut up the Fruit of the Spirit template (page 5) and tape the fruits up on the whiteboard.
- As a class, come up with an example for each fruit. If they struggle, you can use the examples provided in the template.
- Remind the kids that God wants to grow the fruit of patience in their lives. Patience will help them to wait without complaining and they'll be a nicer person when they treat others with patience.

Supplies needed: Fruit of the Spirit template (pg. 5, pre cut, 1 set per class), Tape

OPTION 2: PATIENCE PINEAPPLE CRAFT

Instructions:

- Give each kid a Fruit template (page 6) a brown paper sack, and a piece of yellow construction paper. Give them a piece of string. Have them make yellow dots from the paper and have them glue them on the front of the bag to make it look like a pineapple. Have them color the leaves green. Then, have them glue the Big Idea and Memory verse onto the bag.
- Then, have the kids open up their bag and have them blow some air into it to get it to stand on its own. Then, have them gather or bunch the top of the bag together to then tie a string around it to keep it closed. Then have them tape the leaves at the top of the bag.
- As they work, remind the kids that God wants to grow the fruit of patience in their lives. Patience will help them to wait without complaining and they'll be a nicer person when they treat others with patience.

Supplies needed: Fruit template (pg. 6, pre cut, 1 set per kid), Brown bags (1 per kid), Yellow construction paper, Scissors, Glue, String (cut into 8 in pieces, 1 per kid)

Q8

KIDS' WISDOM
PatiencePursueGODkids.org

Patience is a really important skill that you should learn while you're young!

Key Points:

- Patience is waiting for something without _____.
- Remember the _____ stuff you already have while you wait for something else.
- When you're patient with _____, they'll be patient with you.
- If you want _____, you have to be patient!


Memory Verse:

Galatians 5:22 But the Holy Spirit produces this kind of fruit in our lives: love, joy, peace, patience...

Talk About It

1. *What's your favorite part of the video? What's one thing you learned from it?*
2. *Share the last time you had to wait for something to happen. How did you act while you waited?*
3. *What is patience? What can we remember in order to stay happy while we wait?*
4. *Why does it take practice to be patient? How does God help us with this?*
5. *Read Ephesians 4:2. What does this verse instruct us to do? How can you show more patience with your friends? Siblings?*
6. *How will you apply this lesson to your life this week?*

Instructions: Solve the puzzle and color the picture.




Big Idea

Key Question

Memory Verse

Galatians 5:___ "But the Holy _____ produces this kind of _____ in our lives: love, joy, peace, _____..."





[link](#)

LOVE

JOY

PEACE

PATIENCE

KINDNESS

GOODNESS

FAITHFULNESS

GENTLENESS

SELF-CONTROL

YOUR MOM MAKES YOU BREAKFAST AND YOU
HUG HER

YOU JUST FOUND OUT YOU MADE THE TEAM
AND YOU JUMP UP AND DOWN

TWO FRIENDS ARE FIGHTING AND YOU STEP IN
WITH A COMPROMISE

YOUR SIBLING IS ANNOYING YOU BUT YOU ASK
THEM NICELY TO STOP

YOUR FRIEND DROPPED THEIR DESSERT ON THE
FLOOR AND YOU SHARE YOURS WITH THEM

YOU GOT A SUPER COOL GAME AND YOU LET
YOUR SIBLINGS HAVE A CHANCE TO PLAY


GOD DIDN'T ANSWER A PRAYER THE WAY YOU
WANTED BUT YOU KEEP TRUSTING HIM

YOUR FRIEND CRASHED YOUR BIKE-INSTEAD OF
YELLING YOU SAY MISTAKES HAPPEN

YOUR MOM MADE COOKIES BUT SAID YOU
CAN'T HAVE ONE YET


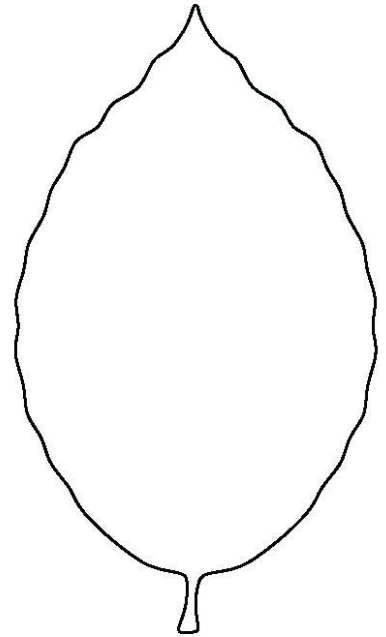


[link](#)



IF YOU WANT
PATIENCE, YOU HAVE
TO PRACTICE
PATIENCE!

Galatians 5:22 "But the Holy
Spirit produces this kind of fruit in
our lives: love, joy, peace,
patience..."



IF YOU WANT
PATIENCE, YOU HAVE
TO PRACTICE
PATIENCE!

Galatians 5:22 "But the Holy
Spirit produces this kind of fruit in
our lives: love, joy, peace,
patience..."

