



The Fruits of the Spirit

PursueGODkids.org

Lesson Overview

In today's lesson, we're going to learn about the fruits of the Spirit. When we think about fruit, we think about watermelon, apples and bananas. But we're going to talk about different fruit- the fruit God wants to grow in our lives. You've probably heard of them before- love, joy, peace, patience, kindness, goodness, faithfulness, gentleness, and self control. These are the fruits that should be displayed in a follower of Jesus. And guess what? When we put our trust in Jesus, he gives us the Holy Spirit who comes and lives in our hearts and helps us to produce these good fruits in our lives. Here's a helpful way to think about it. Think about an apple tree. The trunk is in the ground and brings the food and water to the branches. The branches then grow the apples that we later pick and eat! The Holy Spirit is like the trunk. He lives in our hearts, feeding us with God's love and Truth. We are the branches. As we're filled with God's love and truth, we'll act and talk in ways that are honoring to God- these are the fruits! And, when people see the fruits of love, kindness and patience in our lives, they'll know we belong to Jesus!

Big Idea

When we stay connected to Jesus, people will see the fruit!

Key Question

How do we stay connected to Jesus?

Memory Verse

Ephesians 5:22-23 "But the Holy Spirit produces this kind of fruit in our lives: love, joy, peace, patience, kindness, goodness, faithfulness, gentleness, and self-control"

Classroom Agenda

1. (5 min) **Let kids start working on Activity Page #1.**
2. (5 min) **WARM UP: If you could grow any type of food in your yard, what would you grow?** (Tip: Maybe it would be pizza or macaroni and cheese! God wants to grow some good stuff in our hearts.)
3. (5 min) **PREVIEW: Write out the Big Idea, Memory Verse, and Key Question on a whiteboard.** Have the kids copy it down on Activity Page #1 (if applicable).
4. (20 min) **LARGE GROUP: Gather for songs and videos with other kids.** Then return to class to finish this guide.
5. (2 min) **RECAP: Read the Lesson Overview (see above).**
6. (3 min) **KQ: Answer the Key Question.** (Answer: **By reading our Bibles and praying!** (A relationship with Jesus works a lot like your other friendships. You probably spend a lot of time with your best friends and you know their favorite food and color. That's because you've taken the time to get to know them. That's how it should be with Jesus. We should spend time with him to learn more about him. The Bible is full of his words that tell us what's right and wrong. And, praying is our way to talk to him -to share our love for him and how we ask him for help.)
 - **Bonus Questions:** How can we stay connected to Jesus? Why is it important to read the Bible? **4th-5th:** Share a time prayer helped you in your life.
7. (5 min) **EXPLORE: Read Matthew 7:16-20. What is Jesus saying about fruit and actions in this passage?** (Answer: Jesus doesn't like hypocrites-people who say one thing but do another. He said that you can tell the truth about a person's heart by how they act and speak. So, if we say we love Jesus and want to live to honor him, our lives should reflect that. People should look at how we act and see that it matches up with what honors God!)
8. (10 min) **PLAY: Choose a group activity from Activity Page #2.**
9. (5 min) **CLOSE: Share prayer requests and pray as a class.** Encourage kids to use the Family Guide at home with their parents - and remind them to go online to pursueGODkids.org to find this week's lesson video.

Teacher instructions: Choose an activity for your classroom.

OPTION 1: FRUIT OF THE SPIRIT NECKLACE

Instructions:

- Give each kid a set of Fruit (page 5) and a piece of yarn. Have them color their fruits and then have them string the fruits on to the yarn. Then, go around and tie the ends of the yarn together so they can wear their necklace.
- As they work, read the memory verse and review each fruit. Remind the kids that the Holy Spirit will help them to grow these in their lives.

Supplies needed: Fruit template (pg. 5, pre cut, pre-hole punched, 1 set per kid), Yarn (cut into 12 in pieces, 1 per kid), Crayons, Hole Punch

OPTION 2: UNSCRAMBLE THE FRUITS GAME

Instructions:

- Before playing, print off the Word Scramble template (page 6). Write each scrambled word up on the whiteboard nice and big for the kids. Work as a class to unscramble each word to discover the fruit of the Spirit.

Supplies needed: Word Scramble template (pg. 6)



The Fruits of the Spirit

Hey kids and parents! Fill in the blanks as you talk about this week's lesson together. Have fun!

Key Points

- The Bible talks about "_____ of the Spirit".
- God's spirit is like a _____ in our hearts.
- Our job is to stay connected to _____.
- When we stay connected to Jesus, people can see the _____!

Big Idea

When we stay connected to Jesus, people will see the fruit!

Key Question

How do we stay connected to Jesus?

Memory Verse

Ephesians 5:22-23 "But the Holy Spirit produces this kind of fruit in our lives: love, joy, peace, patience, kindness, goodness, faithfulness, gentleness, and self-control"

Talk About It

1. What's your favorite part of the video? What's one thing you learned from it?
2. If you could grow any type of food in your yard, what would you grow?
3. Name the fruits of the Spirit. Which one do you need to grow more in your life?
4. Who helps us to grow the fruits in our hearts? How do the fruits help us in life?
5. Read Matthew 7:16-20. What is Jesus saying about fruit and actions in this passage?
6. How will you apply this lesson to your life this week?

Instructions: Color the picture.


WHEN WE STAY
CONNECTED TO
JESUS, PEOPLE WILL
SEE THE FRUIT!

Key Question

How do we stay connected to Jesus?

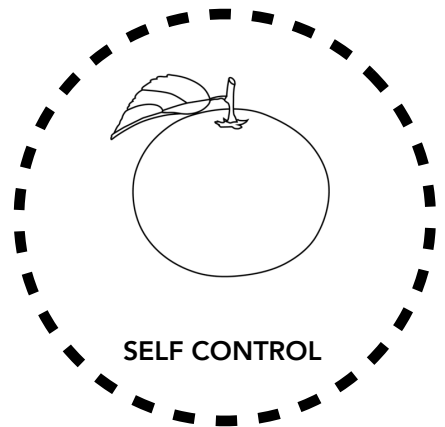




Memory Verse

Ephesians 5:22-23 "But the Holy Spirit produces this kind of fruit in our lives: love, joy, peace, patience, kindness, goodness, faithfulness, gentleness, and self-control"





PursueGODkids.org





UNSCRAMBLE THE WORDS

ECPAE

IAFLUHETNSFS

YJO

LNOSLFECRT

VLEO

TLGNESNSEE

NCEPTAIE

DKNIENSS

OOGNDSSES
