

1

SERIES: FOUNDATIONS FOR KIDS

# How To Start a Relationship With God

[link](#)

## Lesson Overview

We're starting a new series today called, "Foundations for kids". Foundations is just a fancy word for saying we need to build our life on the right things. If we want a relationship with God, then we need to understand 3 important truths. This week we're going to talk about the first one which is, we start a relationship with God by trusting in Jesus. The Bible clearly tells us that we all have a sin problem that keeps us from having a relationship with God. Sin is wanting to go our own way instead of God's way. So, Jesus came to fix this problem. He came to die for OUR sins to set us free from the power of sin. Isn't that amazing? He did it because he loves us so much. It's a gift that he offers us. All we have to do is accept the gift by putting our trust and faith in him. We do that by admitting we have a sin problem, asking for Jesus to forgive us, and inviting him into our hearts. It's that simple. Jesus did it all. We just have to accept his gift.

### Big Idea

*We start a relationship with God by trusting in Jesus.*

### Key Question

*How do we put our trust in Jesus?*

### Memory Verse

*Romans 3:22 "We are made right with God by placing our faith in Jesus Christ. And, this is true for everyone who believes, no matter who we are."*

### Classroom Agenda

1. (5 min) **PLAY: Let kids start working on Activity Page #1. 2nd-5th puzzle key: Forgive, Gift, Jesus. Phrase: Trust in Jesus.**
2. (5 min) **WARM UP: Make a list of the stuff you got for your last birthday. Who gave you your presents?** (Tip: When people bring us presents, we accept them without having to pay for them. Jesus offers us the gift of forgiveness.)
3. (5 min) **PREVIEW: Write out the Big Idea, Memory Verse, and Key Question on a whiteboard.** Have the kids copy it down on Activity Page #1 (if applicable).
4. (20 min) **LARGE GROUP: Gather for songs and videos with other kids.** Then return to class to finish this guide.
5. (2 min) **RECAP: Read the Lesson Overview (see above).**
6. (3 min) **KQ: Answer the Key Question.** (Answer: **We admit that we have a sin problem and ask Jesus to forgive us.** (It's that simple! Jesus offers us the free gift of forgiveness because he loves us. We don't have to pay money for it or jump through lots of hoops. All we have to do is receive Jesus' gift by admitting that we need him.)
  - **Bonus Questions:** What is the problem we all have that Jesus came to fix? How do we put our trust in Jesus?  
**4-5th:** Why is sin such a problem?
7. (5 min) **EXPLORE: Read Ephesians 2:8-9. Jesus is God's gift to us. What do we have to do to get that gift? How much do we have to "pay" God for it?** (Answer: This passage tells us about the beautiful gift of grace and forgiveness Jesus offers us. He came to pay for OUR sins so we didn't have to. There is nothing we can do to earn this gift. We just simply have to accept the gift with thankful hearts.)
8. (10 min) **PLAY: Choose a group activity from Activity Page #2.**
9. (5 min) **CLOSE: Share prayer requests and pray as a class.** Encourage kids to use the Family Guide at home with their parents - and remind them to go online to [pursueGOD.org/kids](http://pursueGOD.org/kids) to find this week's lesson video.

**Teacher instructions:** Choose an activity for your classroom.

## OPTION 1: JESUS RULES MY HEART CRAFT

### Instructions:

- Give each kid a clothespin.
- Give each kid a Heart and Crown template (page 5).
- Have kids cut out the heart and crown and have them color the heart red and the crown yellow. Then have them cut the heart in half along the dotted line.
- Have them tape the top half of the heart to the top side of the clothespin. Have them tape the bottom half of the heart to the bottom side of the clothespin. (make sure the heart pieces are lined up

to each other so it looks like 1 heart when the pin is closed.)

- Then, tape the Jesus crown to the **back** side of the bottom clothes pin. Make sure they place it high enough that when they squeeze open the pin it shows the crown inside.

**Supplies needed:** Clothespins(1 per kid), Heart and Crown template (pg. 5, 1 set per kid), Scissors, Crayons, Tape

### Bonus Activity: "OT vs. NT"

Have the class divide into pairs and give each pair a Bible. Have kids open their Bibles to the Table of Contents. As a class, work to find the books below and decide if it's found in the OT or NT.

**Books:** Amos, Jude, Acts

## OPTION 2: JESUS IS A GIFT MEMORY GAME

### Instructions:

- Have the class divide into groups of 4. Give each group a set of Memory Game cards (page 6-7). Have them mix them up and place them face down on the floor.
- Have kids take turns turning over 2 cards to try to find a pair. If they find a match, they get to keep those cards and take another turn. If not a match, they flip the cards over and the next kid gets a turn. Person who ends up with the most matches, wins.

### Supplies needed:

Memory Card template (pg. 6-7, precut, 1 set per group)

### Bonus Activity: Bonus Activity: "Bible Hangman"

**Words or phrases:** Jesus forgives, Bible, Trust Jesus

**Instructions:** Color the picture.

WE START A  
RELATIONSHIP  
WITH GOD BY  
TRUSTING IN JESUS

**Key Question**

*How do we put our trust in Jesus?*

**Memory Verse**

*Romans 3:22 "We are made right with God by placing our faith in Jesus Christ. And, this is true for everyone who believes, no matter who we are."*



JESUS IS THE BEST GIFT!





1

SERIES: FOUNDATIONS FOR KIDS

# How To Start a Relationship With God




K-1st

[link](#)



1

[link](#)





JESUS

JESUS

1

# How To Start a Relationship With God

[link](#)



FORGIVENESS

FORGIVENESS

GIFT

GIFT

