

3

SERIES: TOXIC

Don't Be Friends With Poisonous People

2nd-3rd

pursueGOD.org

Lesson Overview

We're finishing our series about guarding ourselves from poisonous, toxic things. Poison is anything that can make us really sick. Did you know that people can be like poison to us? It's true. You probably know some kids at school or in the neighborhood who are mean, super bossy and do things they know they shouldn't do. These are examples of poisonous people and you're wise to stay away. That doesn't mean you're mean or rude to them. It just means you keep your distance and don't make them your best friends. You know why? Because the people you hang around will shape the person you become. That's why God wants you to hang around people who encourage you to live for him, doing things that make him happy. So, choose your friends wisely. Stay away from poisonous people.

Big Idea

Stay away from poisonous friends.

Key Question

Why should you choose your friends wisely?

Memory Verse

Proverbs 13:20 "Walk with the wise and become wise; associate with fools and get in trouble."

Classroom Agenda

1. (5 min) **PLAY: Let kids start working on Activity Page #1. 2nd-5th puzzle key: 2 across: Bible 4 across: Poison 1 down: Friends 4 down: God**
2. (5 min) **WARM UP: Describe a good friend. Describe a bad friend. What can happen if you only have bad friends?** (Tip: It's important to choose good friends. If we hang around naughty kids, we'll likely become naughty, too.)
3. (5 min) **PREVIEW: Write out the Big Idea, Memory Verse, and Key Question on a whiteboard.** Have the kids copy it down on Activity Page #1 (if applicable).
4. (20 min) **LARGE GROUP: Gather for songs and videos with other kids.** Then return to class to finish this guide.
5. (2 min) **RECAP: Read the Lesson Overview (see above).**
6. (3 min) **KQ: Answer the Key Question.** (Answer: **Because your friends help to shape the person you become.** (The people you choose to hang around the most with either have a positive or negative impact on you. If you hang with friends who obey their parents, do their homework and are nice, then you will be like that, too. But, if you hang with people who like to break the rules and are mean, you will likely do the same thing.)
 - **Bonus Questions:** Why is it important to choose our friends wisely? What happens if we hang around with bad friends? **4-5th:** Have you been positively or negatively influenced by a friend in the past? Explain.
7. (5 min) **EXPLORE: Read Proverbs 27:17. What does it mean to sharpen someone? How can you sharpen your friends?** (Answer: When iron is rubbed against another metal, it makes the iron sharper and more effective in cutting things. That's how it works with our friends, too. When we hang around with good friends, they make us better people because their example inspires us to be like them. So, be the kind of friend that others want to be around and inspire them to be a good friend to others.)
8. (10 min) **PLAY: Choose a group activity from Activity Page #2.**
9. (5 min) **CLOSE: Share prayer requests and pray as a class.** Encourage kids to use the Family Guide at home with their parents - and remind them to go online to pursueGOD.org/kids to find this week's lesson video.

Teacher instructions: Choose an activity for your classroom.

OPTION 1: FRIENDLY TARGET GAME

Instructions:

- Before class, tape two lines next to each other at one end of the room. On the whiteboard, put blanks for each word in the memory verse. Make 2 sets. (Teams will compete to fill in the blanks.)
- Place 3 paper plates on the floor in a line in front of each line.
- Divide the class into two teams and have them line up behind the lines.
- Have teams take turns tossing a bean bag, trying to land it on one of the plates. Each time a bag lands on a plate, that team gets to add a word to the

memory verse. First team to fill in on all their blanks, wins.

Supplies needed:

Tape, Paper plates (6 per class) Bean Bags (2 per class)

Bonus Activity: "Bible Hangman"

Words/phrases: Toxic, Choose friends wisely

OPTION 2: FIVE FINGER FRIENDSHIP CRAFT

Instructions:

- Give each kid a Handprint template (page 5).
- Have kids cut out each item.
- Have kids glue each statement/word onto one of the fingers and glue the memory verse to the middle of the hand.
- Allow kids to color.
- As the kids work, remind them to choose their friends wisely and to stay away from poisonous people.

Supplies needed:

Handprint template (pg. 5), 1 set per kid, Scissors, Glue, Crayons

Bonus Activity: "Find the Book"

Have the class divide into pairs. Give each pair a Bible. Have them race to find the books below. First to find has to say if it's in the OT or NT.

Books: Exodus, Jeremiah, Titus

3

SERIES: TOXIC

Don't Be Friends With Poisonous People

pursueGOD.org

You remember what poison is, right? It's stuff in your house that can really hurt you if you eat it or drink it. Usually, it's marked with a scary symbol. Stay away! Did you know the Bible says you should also stay away from people who are poisonous?

The Bible _____ About Bad Friends

God uses relationships in our lives in important ways. But some relationships are poisonous! The kids you hang around with will affect you so you have to be careful. They can have a bad influence on you. Memory verse!

Proverbs 13:20 *Walk with the wise and become wise; associate with fools and get in trouble.*

Bad friends are like drops of food coloring in clear water: they spread their influence through the whole glass.

Be Careful About 3 Kinds of Bad Friends:

1. _____ **Friends.** They are judgmental and critical, always complaining and blaming other people for their own mistakes.
2. _____ **Friends.** They are pushy and mean, always making kids do what they want and never listening to other opinions.
3. _____ **Friends.** They always try to get you to go against your values and even disobey your parents.

Learn to Say “_____” to Bad Friendships

If poisonous people want to hang around, just politely tell them “no”. Don't be mean or rude, but be clear. Saying “no” may seem selfish, but it is actually very loving. It can help another kid realize that they have a problem and maybe they'll want to change.

Answers: Warns, Negative, Controlling, Tempting, No

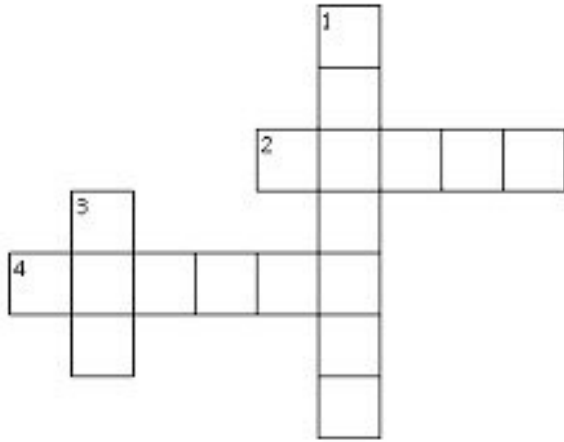
Parent

Signature: _____

Questions:

1. What was your favorite part of the video? What is one thing you learned from the video?
2. Describe a good friend. Describe a bad friend. What can happen if you only have bad friends?
3. Why do you need to choose your friends wisely?
4. **Read Proverbs 27:17.** What does it mean to sharpen someone? How can you sharpen your friends?
5. How will you apply this lesson to your life this week?

Instructions: Solve the puzzles.



Across

- 2. Book full of God's truth
- 4. Stuff that can make you sick

Down

- 1. People you like to hang out with
- 3. Created you

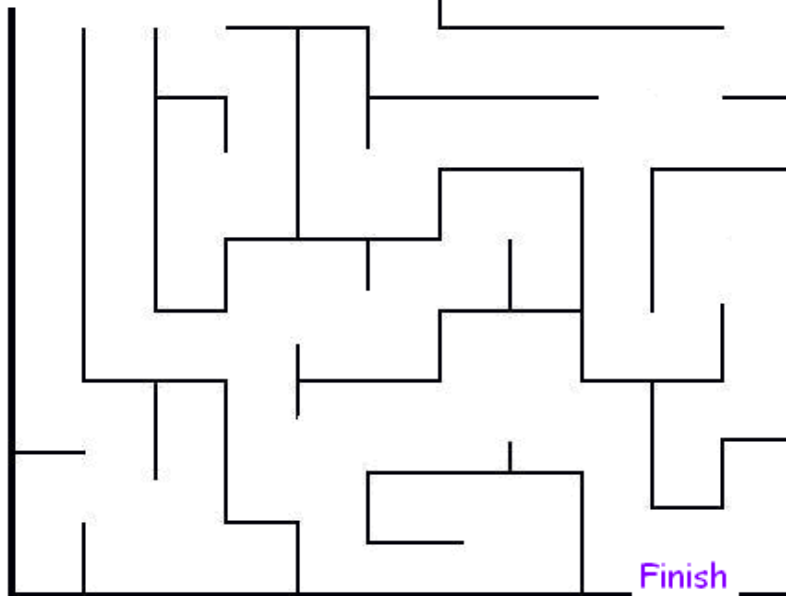
Big Idea

Key Question

Memory Verse

Proverbs 13:___ "Walk with the _____ and become wise; associate with _____ and get in _____."


Start



Finish

Don't Be Friends With Poisonous People

pursueGOD.org



TRUTHFUL	KIND	KEEP PROMISES	THANKFUL
NOT BOSSY	<i>Proverbs 13:20</i> "Walk with the wise and become wise; associate with fools and get in trouble"		